

Interpreting ESTAR Universal Screener Reports

Carole Hayata & Brea Ratliff, SMU RME
Jo Ann Bilderback, TEA



SMU

ANNETTE CALDWELL SIMMONS
SCHOOL OF EDUCATION
& HUMAN DEVELOPMENT



Copyright © Texas Education Agency 2015.
All rights reserved.

Copyright

Copyright © Texas Education Agency, 2015. These Materials are copyrighted © and trademarked ™ as the property of the Texas Education Agency (TEA) and may not be reproduced without the express written permission of TEA, except under the following conditions:

- 1) Texas public school districts, charter schools, and Education Service Centers may reproduce and use copies of the Materials and Related Materials for the districts' and schools' educational use without obtaining permission from TEA.
- 2) Residents of the state of Texas may reproduce and use copies of the Materials and Related Materials for individual personal use only, without obtaining written permission of TEA.
- 3) Any portion reproduced must be reproduced in its entirety and remain unedited, unaltered and unchanged in any way.
- 4) No monetary charge can be made for the reproduced materials or any document containing them; however, a reasonable charge to cover only the cost of reproduction and distribution may be charged.

Private entities or persons located in Texas that are **not** Texas public school districts, Texas Education Service Centers, or Texas charter schools or any entity, whether public or private, educational or non-educational, located **outside the state of Texas** *MUST* obtain written approval from TEA and will be required to enter into a license agreement that may involve the payment of a licensing fee or a royalty.

For information contact: Office of Copyrights, Trademarks, License Agreements, and Royalties, Texas Education Agency, 1701 N. Congress Ave., Austin, TX 78701-1494; phone 512-463-9041; email copyrights@tea.texas.gov.



SMU | ANNETTE CALDWELL SIMMONS
SCHOOL OF EDUCATION
& HUMAN DEVELOPMENT



Copyright © Texas Education Agency 2015.
All rights reserved.

Goals

- Understand the purpose of the ESTAR Universal Screener.
- Examine the connection between RtI and the ESTAR assessment system.
- Interpret results from the ESTAR Universal Screener reports.

Purpose of TXAR Initiatives



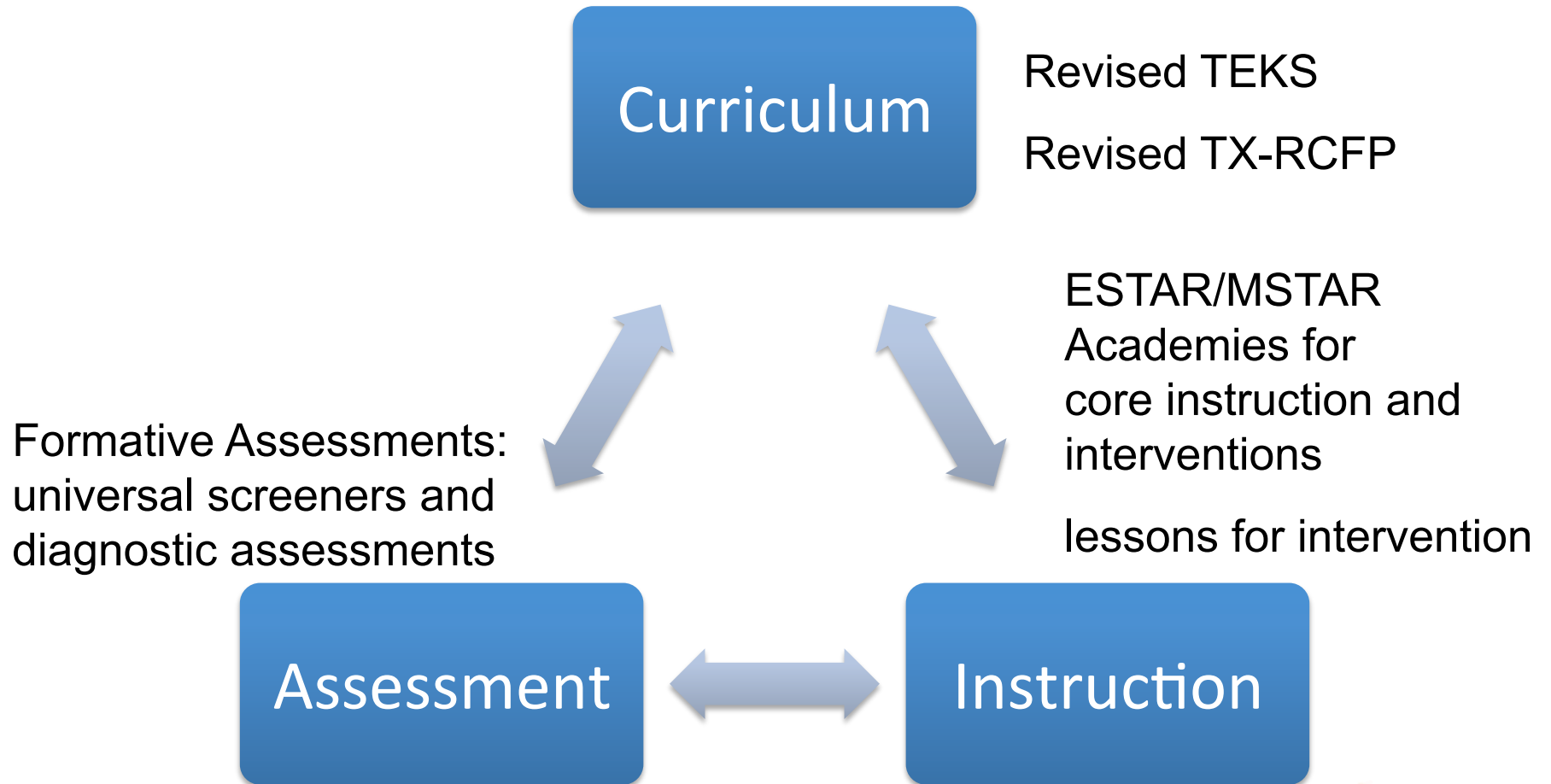
SMU

ANNETTE CALDWELL SIMMONS
SCHOOL OF EDUCATION
& HUMAN DEVELOPMENT



Copyright © Texas Education Agency 2015.
All rights reserved.

TXAR Implementation



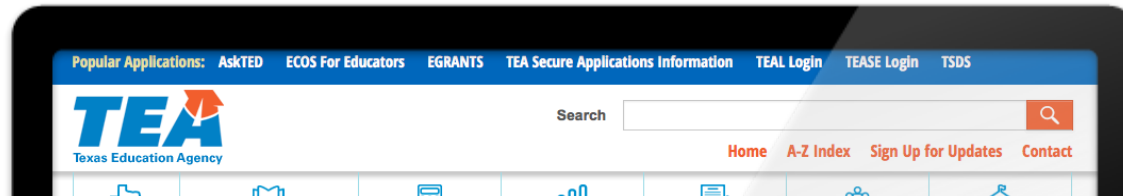
SMU

ANNETTE CALDWELL SIMMONS
SCHOOL OF EDUCATION
& HUMAN DEVELOPMENT



Copyright © Texas Education Agency 2015.
All rights reserved.

What is Rtl?



[Home](#) / [Curriculum and Instruction](#) / [Special Education](#) / [Programs and Services](#)

Response to Intervention

Response to Intervention (Rtl) is an approach that schools use to help all students, including struggling learners. The Rtl approach gives Texas students opportunities to learn and work at their grade level. The idea is to help all students be successful.



SMU

ANNETTE CALDWELL SIMMONS
SCHOOL OF EDUCATION
& HUMAN DEVELOPMENT



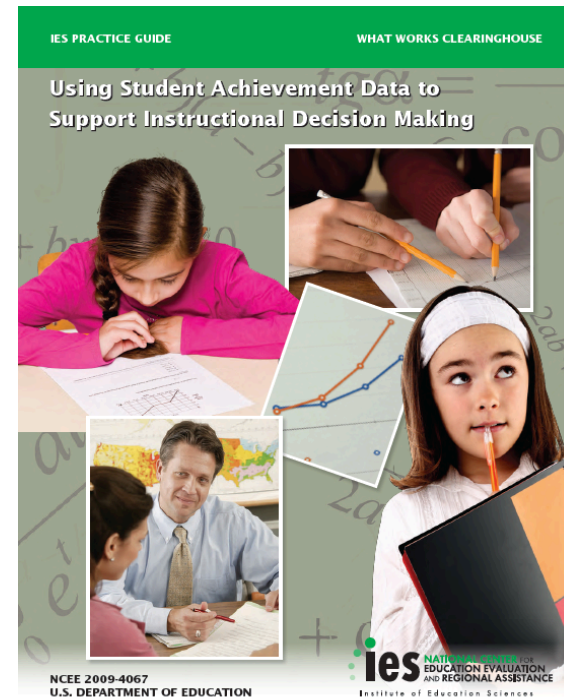
Copyright © Texas Education Agency 2015.
All rights reserved.

Using Data to Support Instructional Decision Making

Recommendation 1.

Make data part of an ongoing cycle of instructional improvement

- ❑ **Collect** and prepare a variety of **data** about student learning.
- ❑ **Interpret data** and **develop hypotheses** about how to improve student learning.
- ❑ **Modify instruction** to test hypotheses and increase student learning.

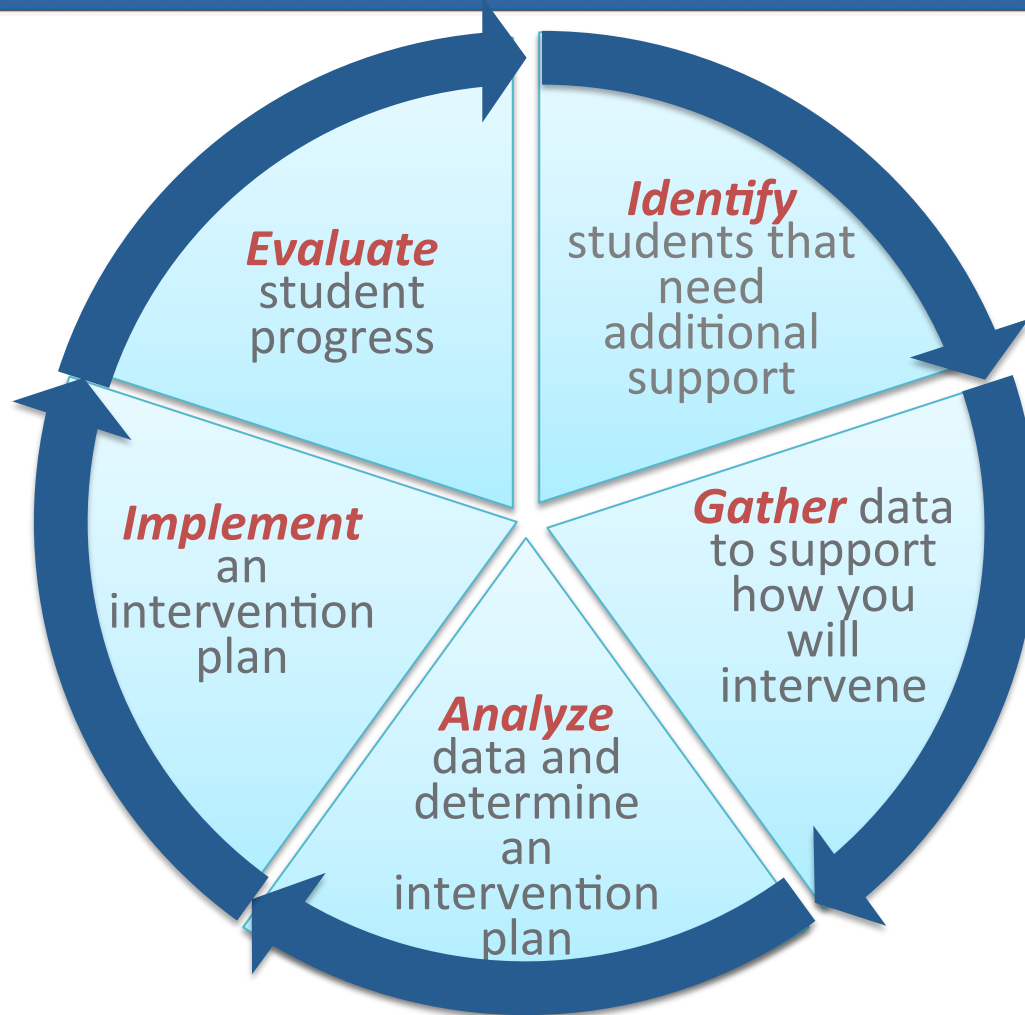


SMU | ANNETTE CALDWELL SIMMONS
SCHOOL OF EDUCATION
& HUMAN DEVELOPMENT



Copyright © Texas Education Agency 2015.
All rights reserved.

The Data Use Cycle



SMU

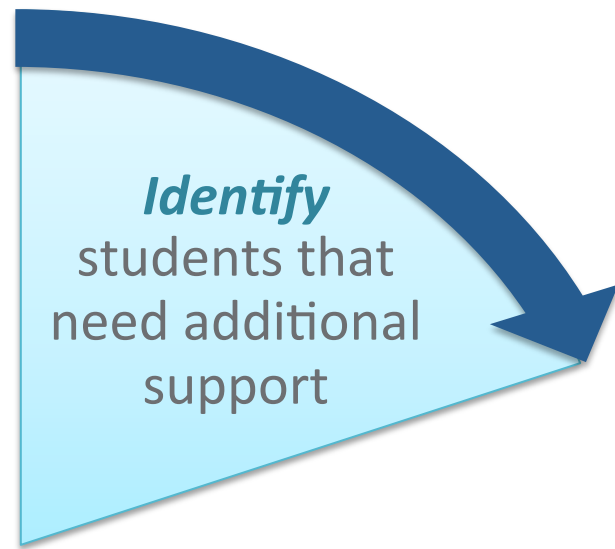
ANNETTE CALDWELL SIMMONS
SCHOOL OF EDUCATION
& HUMAN DEVELOPMENT



Copyright © Texas Education Agency 2015.
All rights reserved.

Identify

- Administer the ESTAR Universal Screener to all students in your classroom: Fall, Winter, Spring
- Use the results to help you determine which students should take an ESTAR Diagnostic Assessment.



SMU

ANNETTE CALDWELL SIMMONS
SCHOOL OF EDUCATION
& HUMAN DEVELOPMENT



Copyright © Texas Education Agency 2015.
All rights reserved.

Identify

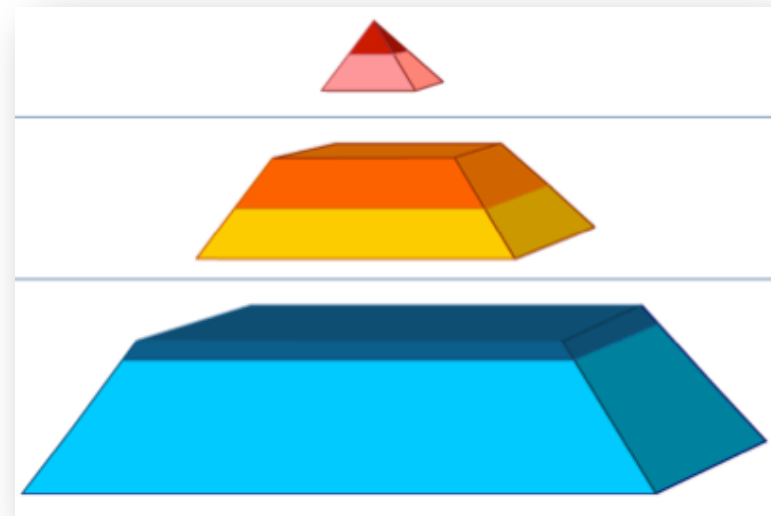
Identify

if students are
on track or at
risk.

Algebra
Readiness

Identify

the degree of
support needed.



SMU

ANNETTE CALDWELL SIMMONS
SCHOOL OF EDUCATION
& HUMAN DEVELOPMENT



Copyright © Texas Education Agency 2015.
All rights reserved.

Identify

Texas Response
to the Curriculum
Focal Points

Grade level
based

Blueprint

Item
Writing

Item
Validation

Form
Creation



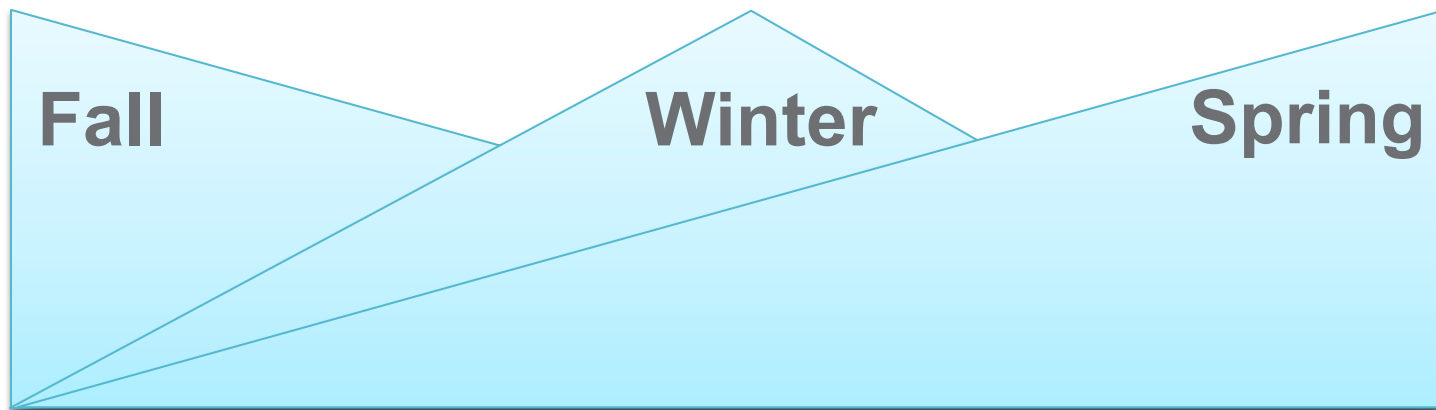
SMU

ANNETTE CALDWELL SIMMONS
SCHOOL OF EDUCATION
& HUMAN DEVELOPMENT



Copyright © Texas Education Agency 2015.
All rights reserved.

Identify



Foundational

Knowledge and skills students should bring with them from the previous grade level.

Bridging

Conceptual understanding needed to fully understand the target skill.

Target

Knowledge and skills students should be proficient in by the end of the grade level.



SMU

ANNETTE CALDWELL SIMMONS
SCHOOL OF EDUCATION
& HUMAN DEVELOPMENT



Copyright © Texas Education Agency 2015.
All rights reserved.

Group Observations

Hello! Sign in [Sign up](#)

Today'sMeet

ESTARchat

Listen

Talk

Nickname:

[Join](#)

By submitting this form you agree to the [Privacy Policy](#) and [Terms](#).

[Room Tools](#)




SMU

ANNETTE CALDWELL SIMMONS
SCHOOL OF EDUCATION
& HUMAN DEVELOPMENT




Copyright © Texas Education Agency 2015.
All rights reserved.


What do you think?



Fall



Winter



Spring

Use Today's Meet to join our discussion!

www.todaysmeet.com/ESTARchat



SMU

ANNETTE CALDWELL SIMMONS
SCHOOL OF EDUCATION
& HUMAN DEVELOPMENT

Copyright © Texas Education Agency
2014. All rights reserved.



Accessing the Reports

The screenshot displays the ESTAR/MSTAR web application interface. At the top, there is a navigation bar with the text 'ESTAR/MSTAR' and a 'Log Off]' button. Below this, a secondary navigation bar shows 'Welcome' and three user profile pictures. The main content area is titled 'Universal Screener Reports' and contains three sections: 'Class Summary Report', 'Comparison Over Time', and 'Comparison Across Classes'. A sidebar on the left lists navigation options, with 'Teacher' highlighted in a red box. The 'Teacher' dropdown menu is open, showing options like 'Home', 'Assign Asses', 'Resources', 'Using Unive', and 'Using Diag'. The 'Using Universal Screener' section is expanded, showing 'Universal Screener Resources', 'Print/Preview Universal Screener', and 'Universal Screener Reports' (which is highlighted in blue). The 'Using Diagnostic Assessment' section is also expanded, showing 'Using Diagnostic Assessment:'. At the bottom of the page, the version number 'version: 1.2.1.1440' is displayed.

Teacher

- Home
- Assign Asses
- Resources
- Using Unive
- Using Diag

ESTAR/MSTAR

Teacher

- Home
- Assign Assessments
- Resources
- Using Universal Screener:
 - Universal Screener Resources
 - Print/Preview Universal Screener
 - Universal Screener Reports
- Using Diagnostic Assessment:

Universal Screener Reports

[Class Summary Report](#)

The Class Summary Report provides administrators and teachers the ability to analyze class performance on a particular assessment as represented in a histogram. Administrators have the ability to analyze performance for any grade and subject. Individual student performance is displayed below the histogram. Reports can be printed for the entire class and student performance by tiers.

[Comparison Over Time](#)

The Comparisons Over Time reports allow teachers and administrators to compare results from the Universal Screener over time (Fall, Winter, and Spring administrations of the Universal Screener). Comparisons can be generated for individual students, classes, or grades.

[Comparison Across Classes](#)

The Comparison Across Classes report allows teachers and administrators to compare results from the Universal Screener across classes for the same teacher for one administration of the Universal Screener (Fall, Winter, or Spring).

[Print Class Pack](#)

Print a Comparison Over Time report for each student in the class.

version: 1.2.1.1440



Accessing the Reports

Welcome [Log Off]

ESTAR/MSTAR

District Administrator

- Home
- Schools
- Reassign Student
- Resources
- Using Universal Screener:
 - Universal Screener Resources
 - Universal Screener Reports

School Administration Reports

- [Across Classes for a teacher for one test administration](#)
- [Across Grades for one test administration](#)
- [Across all Teachers Within One Grade for One Test](#)
- [Over Time for Students and Classes](#)

Teacher Reports

Class Summary Report

The Class Summary Report provides administrators and teachers the ability to analyze class performance on a particular assessment as represented in a histogram. Administrators have the ability to analyze performance for any grade and subject. Individual student performance is displayed below the histogram. Reports can be printed for the entire class and student performance by tiers.

Comparison Over Time

The Comparisons Over Time reports allow teachers and administrators to compare results from the Universal Screener over time (Fall, Winter, and Spring administrations of the Universal Screener). Comparisons can be generated for individual students, classes, or grades.

Comparison Across Classes

The Comparison Across Classes report allows teachers and administrators to compare results from the Universal Screener across classes for the same teacher for one administration of the Universal Screener (Fall, Winter, or Spring).

Print Class Pack

Print a Comparison Over Time report for each student in the class.

version: 1.2.1.1440



Interpreting Universal Screener Reports

Universal Screener Report Titles	Drop Down Menu Categories						
	Assessment Type	Classroom	School	Teacher (All)	Students	Season	School Year
Class Summary	T, A	T, A	A	A			
Comparison Over Time (1, 2, 3, 4)	T, A	T, A	A	A	T, A		
(Comparison) Over Time for Students and Classes (1, 5, 6)	A		A	A			
Comparison Across Classes (1,2)	T, A	T, A	A	A			
(Comparison) Across Classes for a Teacher for One Test Administration (1,2)	A		A	A			
(Comparison) Across Grades for One Test Administration (1,2)			A			A	A
(Comparison) Across All Teachers Within One Grade for One Test (1,2)	A		A				

T – Teacher

A – Administrator

1 - Box and Whisker

2 - Average

3 - Classroom Average

4 - Student Score

5 - Average Overall Scores

6 - Teacher Average



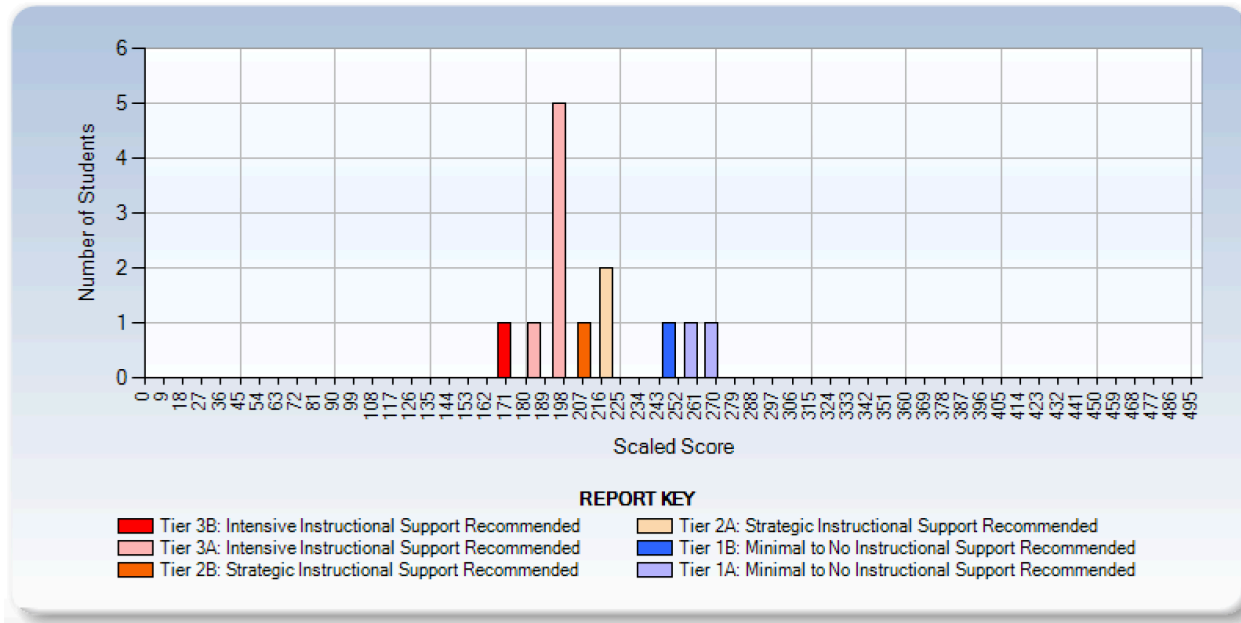
SMU

ANNETTE CALDWELL SIMMONS
SCHOOL OF EDUCATION
& HUMAN DEVELOPMENT



Copyright © Texas Education Agency 2015.
All rights reserved.

Class Summary Report



Tier 3B: Intensive Instructional Support Recommended		
Student	Scaled Score	Measurement Error
ANDREW LOFENBERGUS	170	26

Tier 3A: Intensive Instructional Support Recommended		
Student	Scaled Score	Measurement Error
SAMANTHA BUELLER	196	24
KEVIN JACKMOND	196	24
JANET KLINE	184	25
DENNIS THOMAS	196	24
CARMEN HARLEY	196	24
SHELDON SHELTER	196	24

Tier 2B: Strategic Instructional Support Recommended		
Student	Scaled Score	Measurement Error
LAUREN BRITAIN	208	24

Tier 2A: Strategic Instructional Support Recommended		
Student	Scaled Score	Measurement Error
DAVID NOAHWAY	218	23
SARAH LOTTEN	218	23

Tier 1B: Minimal to No Instructional Support Recommended		
Student	Scaled Score	Measurement Error
ITALIA ALLENDALE	248	22

Tier 1A: Minimal to No Instructional Support Recommended		
Student	Scaled Score	Measurement Error
GRECO ALEXANDRIAMA	258	22
JONNATHAN AMBERBUS	268	22

Class Summary Report



Tier 3B: Intensive Instructional Support Recommended		
Student	Scaled Score	Measurement Error
ANDREW LOFLENBERGUS	170	26

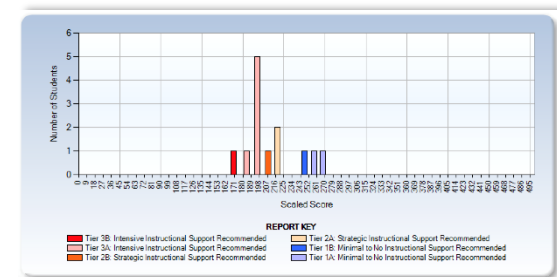
Tier 3A: Intensive Instructional Support Recommended		
Student	Scaled Score	Measurement Error
SAMANTHA BUELLER	196	24
KEVIN JACKMOND	196	24
JANET KLINE	184	25
DENNIS THOMAS	196	24
CARMEN HARLEY	196	24
SHELDON SHELTER	196	24

Tier 2B: Strategic Instructional Support Recommended		
Student	Scaled Score	Measurement Error
LAUREN BRITAIN	208	24

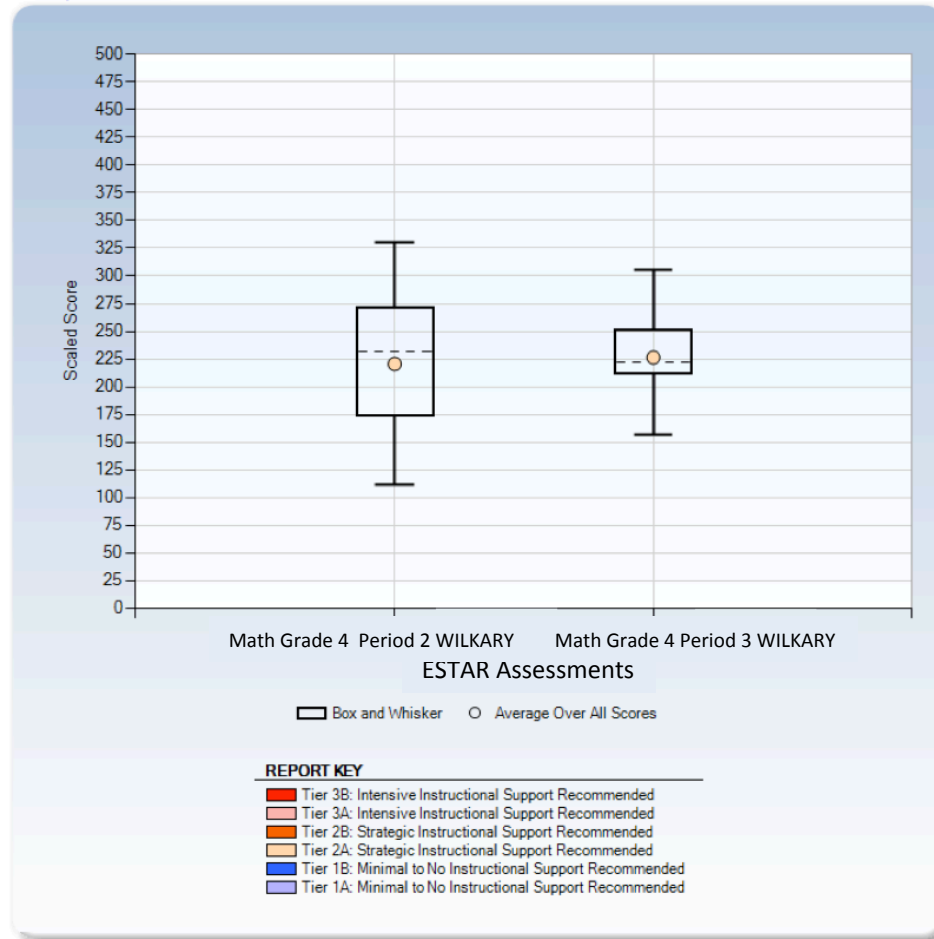
Tier 2A: Strategic Instructional Support Recommended		
Student	Scaled Score	Measurement Error
DAVID NOAHWAY	218	23
SARAH LOTTEN	218	23

Tier 1B: Minimal to No Instructional Support Recommended		
Student	Scaled Score	Measurement Error
ITALIA ALLENDALE	248	22

Tier 1A: Minimal to No Instructional Support Recommended		
Student	Scaled Score	Measurement Error
GRECIO ALEXANDRIAMA	258	22
JONNATHAN AMBERBUS	268	22

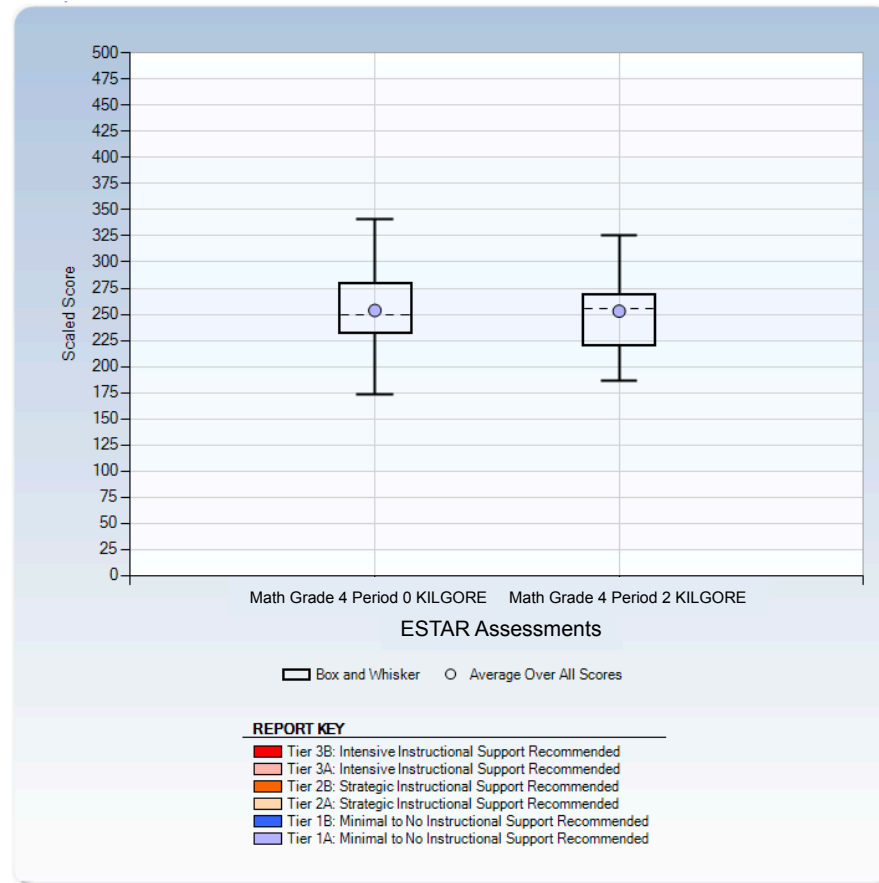


Comparison Across Classes Report



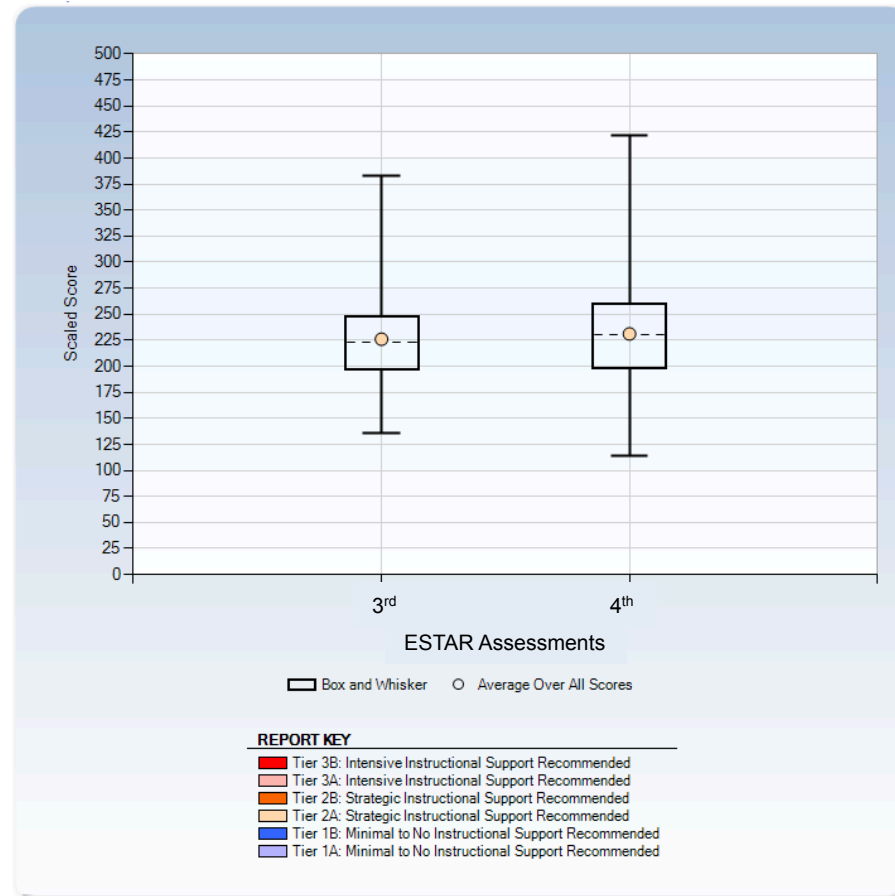
Administrator Reports

(Comparison) Across Classes for A Teacher for One Administration



Administrator Reports

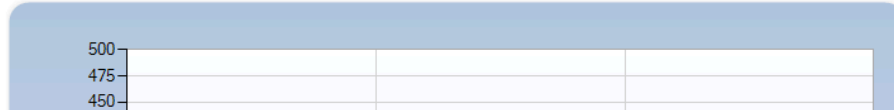
(Comparison) Across Grades for One Administration



Administrator Reports

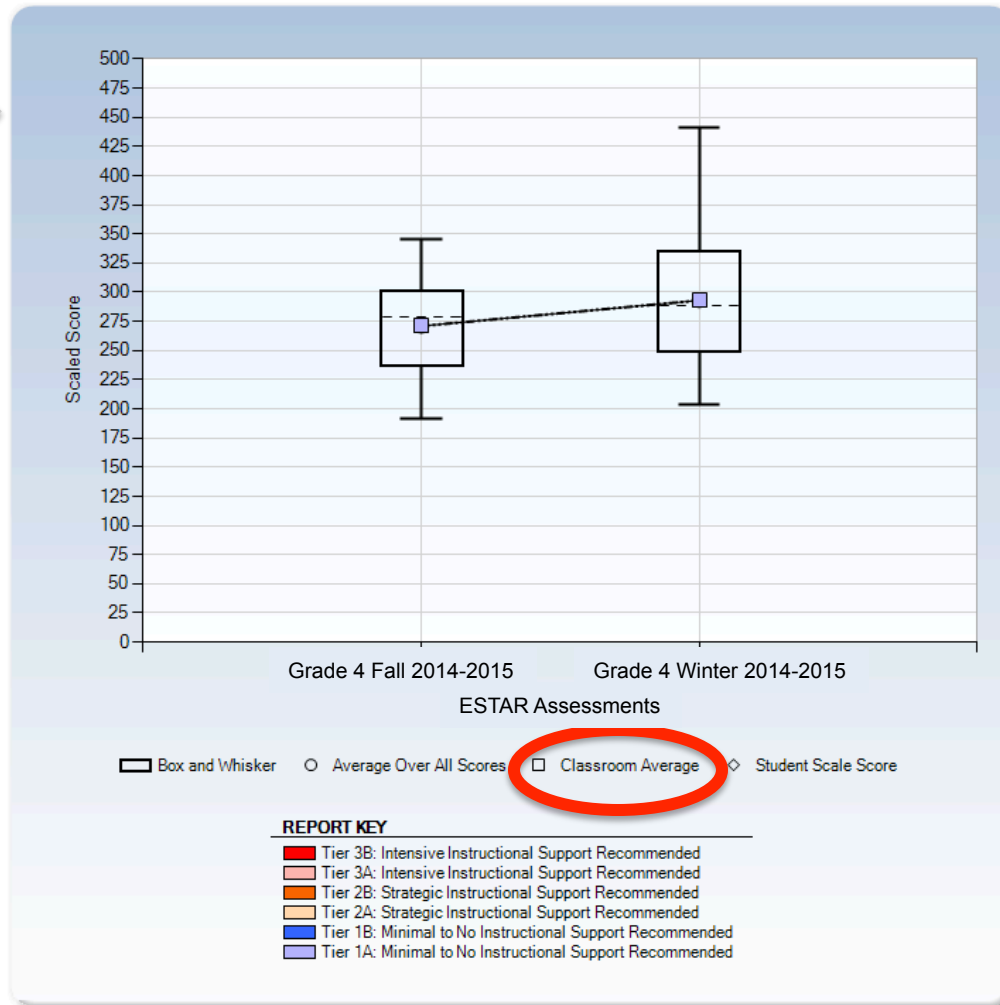
(Comparison) Across All Teachers Within One Grade for One Test

Fall Winter Spring



Universal Screener Report Titles	Drop Down Menu Categories						
	Assessment Type	Classroom	School	Teacher (All)	Students	Season	School Year
Class Summary	T, A	T, A	A	A			
Comparison Over Time (1, 2, 3, 4)	T, A	T, A	A	A	T, A		
(Comparison) Over Time for Students and Classes (1, 5, 6)	A		A	A			
Comparison Across Classes (1,2)	T, A	T, A	ESTAR Assessments	A			
(Comparison) Across Classes for a Teacher for One Test Administration (1,2)	A		A	A			
(Comparison) Across Grades for One Test Administration (1,2)			A			A	A
(Comparison) Across All Teachers Within One Grade for One Test (1,2)	A		A				

Comparison Over Time Report



Administrator Reports

(Comparison) Over Time for Students and Classes

Fall

Winter

Spring

500
475
450

Universal Screener Report Titles	Drop Down Menu Categories						
	Assessment Type	Classroom	School	Teacher (All)	Students	Season	School Year
Class Summary	T, A	T, A	A	A			
Comparison Over Time (1, 2, 3, 4)	T, A	T, A	A	A	T, A		
(Comparison) Over Time for Students and Classes (1, 5, 6)	A		A	A			
Comparison Across Classes (1,2)	T, A	Grade 3 Fall 2014-2015		A			
(Comparison) Across Classes for a Teacher for One Test Administration (1,2)	A		A	A			
(Comparison) Across Grades for One Test Administration (1,2)			A			A	A
(Comparison) Across All Teachers Within One Grade for One Test (1,2)	A		A				



Group Observations

The screenshot shows a web browser window with a red header bar. On the left, it says "Hello!". On the right, there are links for "Sign in" and "Sign up". The main content area features the "Today's Meet" logo, the room name "ESTARchat", and a "Listen" section with a large empty text area. To the right is a "Talk" section with a red header, a "Nickname:" label, a light blue input field, and a "Join" button. Below the input field, a small text line reads: "By submitting this form you agree to the [Privacy Policy](#) and [Terms](#)." At the bottom left of the chat area, there is a "Room Tools" button.



SMU

ANNETTE CALDWELL SIMMONS
SCHOOL OF EDUCATION
& HUMAN DEVELOPMENT



Copyright © Texas Education Agency 2015.
All rights reserved.

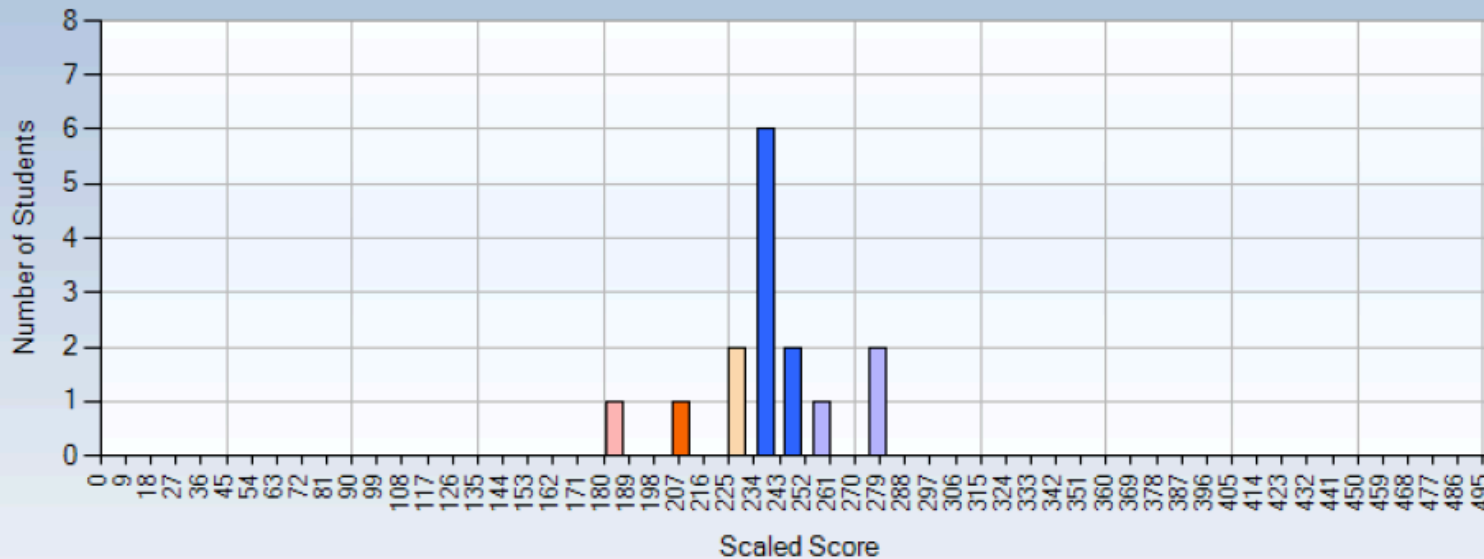
Now It's Your Turn

Fall

Winter

Spring

Classroom Summary Report



REPORT KEY

- Tier 3B: Intensive Instructional Support Recommended
- Tier 3A: Intensive Instructional Support Recommended
- Tier 2B: Strategic Instructional Support Recommended
- Tier 2A: Strategic Instructional Support Recommended
- Tier 1B: Minimal to No Instructional Support Recommended
- Tier 1A: Minimal to No Instructional Support Recommended



SMU | ANNETTE CALDWELL SIMMONS
SCHOOL OF EDUCATION
& HUMAN DEVELOPMENT



Copyright © Texas Education Agency 2015.
All rights reserved.

Now It's Your Turn

Classroom Summary Report

Fall Winter **Spring**

Tier 3A: Intensive Instructional Support Recommended

Student	Scaled Score	Measurement Error
ELIZABETH BANKFORD	184	26

Tier 2B: Strategic Instructional Support Recommended

Student	Scaled Score	Measurement Error
SERRANO MODELONO	208	24

Tier 2A: Strategic Instructional Support Recommended

Student	Scaled Score	Measurement Error
ARECA ADDELINEYA	228	22
DEONE JORDANIAO	228	22

Tier 1B: Minimal to No Instructional Support Recommended

Student	Scaled Score	Measurement Error
LEIFER BRIANNON	238	22
PRESTON DAVIDSON	238	22
KIARA COLLANDERSON	248	22
BRIA ANDERSONIA	238	22
ELLIOT ABLERSTONE	238	22
LONIESHA APPLETON	248	22
MICHAEL BROOMHOUSTON	238	22
KELVIN HALLEXSON	238	22

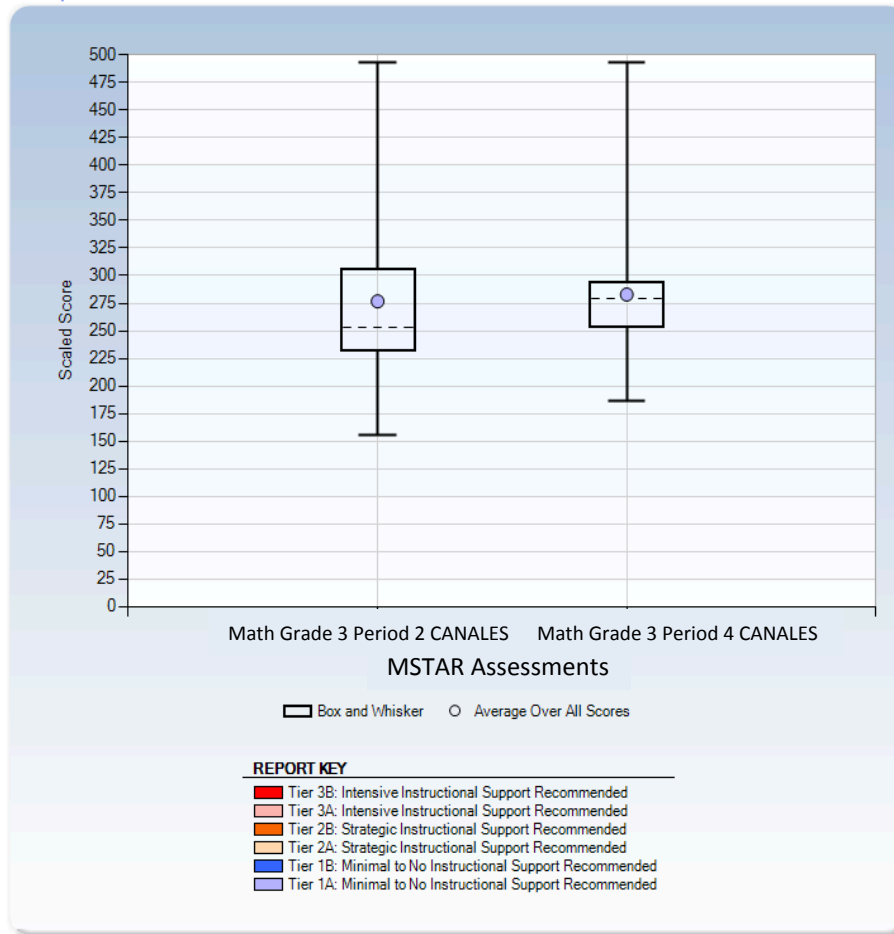
Tier 1A: Minimal to No Instructional Support Recommended

Student	Scaled Score	Measurement Error
JONETTA ALDRONIA	278	23
THOMAS VILLANUEVA	258	22
WHITNEY DAKOTA	278	23

Now It's Your Turn

Comparison Across Classes Report

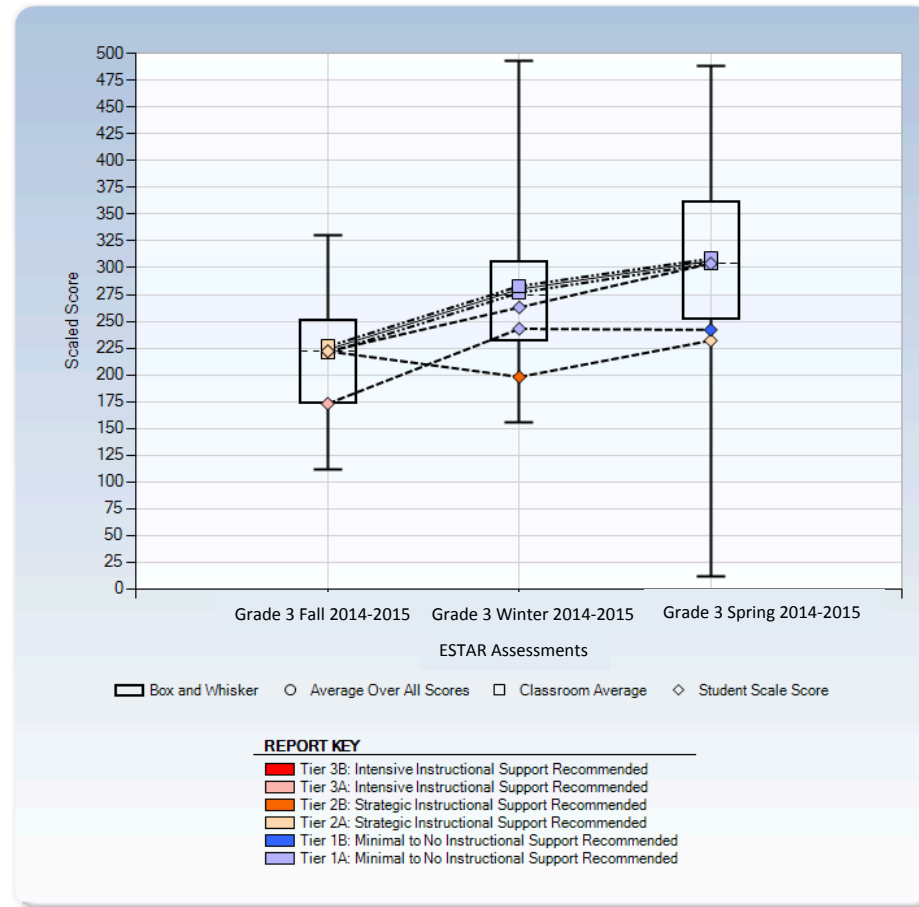
Fall Winter Spring



Now It's Your Turn

Comparison Over Time Report

Fall Winter Spring



ESTAR/MSTAR Professional Development

ESTAR/MSTAR Assessments

ESTAR/MSTAR
Universal Screeners

ESTAR/MSTAR
Diagnostic
Assessments

ESTAR/MSTAR
Learning Progressions

Tier 1 Instruction

ESTAR Academies

MSTAR Academies

Tier 2 Instruction

Coming Soon
ESTAR
Implementation
Tools

Coming Soon
MSTAR
Implementation
Tools



SMU

ANNETTE CALDWELL SIMMONS
SCHOOL OF EDUCATION
& HUMAN DEVELOPMENT



Copyright © Texas Education Agency 2015.
All rights reserved.

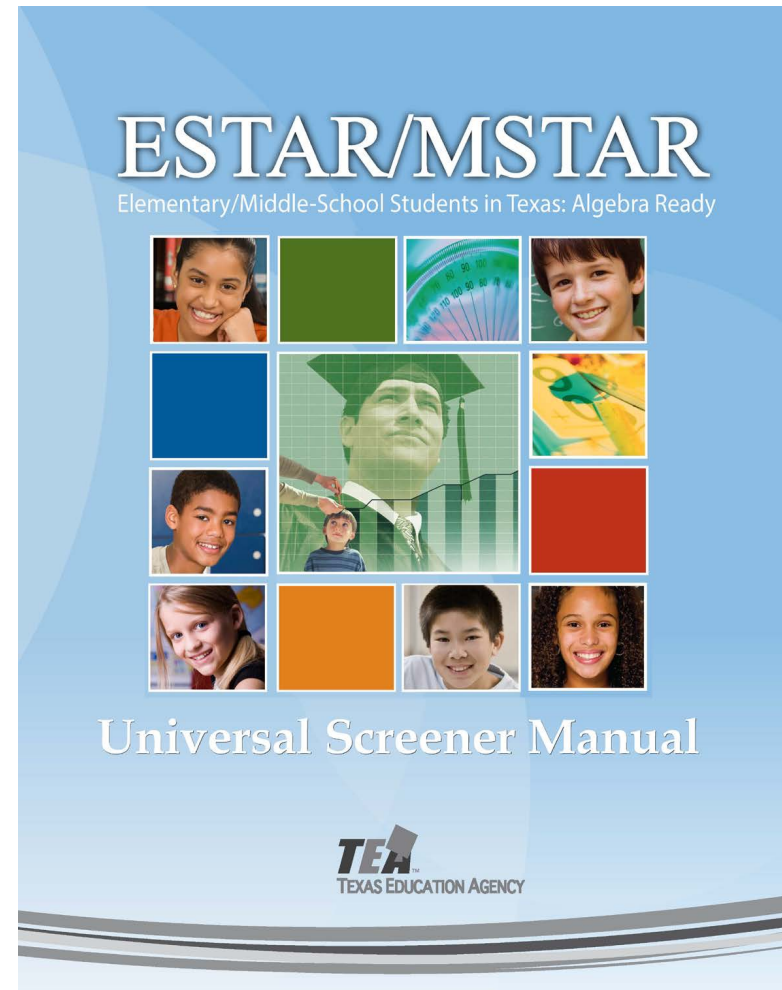
Administration Guidelines

ESTAR / MSTAR Teacher

- Accessing the system
- Assign students an assessment
- Access the reports
- Additional guidelines for administration

ESTAR/MSTAR Student

- Accessing the system



Additional Sessions

MSTAR Diagnostic Assessment	Friday 8:30	381BC
ESTAR Diagnostic Assessment	Friday 10:00	381BC
RtI Guidance App & Website	Friday 1:00	381BC
Assessment Item Development	Thursday 1:00 Friday 8:30	350DE



Research in Mathematics Education

www.smu.edu/RME

Email: RME@smu.edu

 [@RME_SMU](https://twitter.com/RME_SMU)

 SMU Research in Mathematics Education- RME

Contact TEA

curriculum@tea.texas.gov



SMU

ANNETTE CALDWELL SIMMONS
SCHOOL OF EDUCATION
& HUMAN DEVELOPMENT



Copyright © Texas Education Agency 2015.
All rights reserved.