








Instructions for Student Self-enrollment

The Codex App is FREE to install and play so all you need to get started is:

- a) An Android device (smartphone or tablet) and
- b) A Google ID or account (Note: You can create a Free Google ID at: <https://support.google.com/accounts/answer/27441?hl=en>)

Step 1	<p>Download the PeopleForWords Codex: Lost Words of Atlantis App from the Google Play Store on your smartphone or tablet and OPEN the App to complete the install – Search for <i>PeopleForWords</i> or <i>Codex: Lost Words of Atlantis</i></p> <ul style="list-style-type: none"> - Video Tutorial: https://youtu.be/BjYx5RlvvWk 	 <p>Codex: Lost Words of Atlantis (Beta) PeopleForWords Everyone</p> <p><i>NOTE: Does not require internet access to play, only to install</i></p>
Step 2	<p>Set up your Codex App profile</p> <ol style="list-style-type: none"> a) Click the Codex icon to start the app b) Click the <u>white arrow</u> at the bottom right on your screen to continue c) Choose the Google account you would like to use d) Click the Gear icon in the top left to select instructions in English or Spanish e) You can select to play as a male or female <ul style="list-style-type: none"> - Video Tutorial1: https://youtu.be/pm3_wjmlcAQ - Video Tutorial2: https://youtu.be/5fXZLpUHngg 	 <p>Codex icon</p>  <p>Start</p>
Step 3:	<p>Play and learn</p> <ol style="list-style-type: none"> a) Follow audio instructions in the game to play b) Click the Help icon (?) if you are not sure what to do next for audio help c) Exit the game using Android commands to close the app when finished <ul style="list-style-type: none"> - Video Tutorial to exit game on Android: https://youtu.be/uZdxOMKLWQY 	 <p>Play</p>  <p>Help</p>

Video tutorials are available on YouTube at:

https://www.youtube.com/playlist?list=PL5SkBpjOXzNMH1Eq0_NFUe3K4sFpaikkS