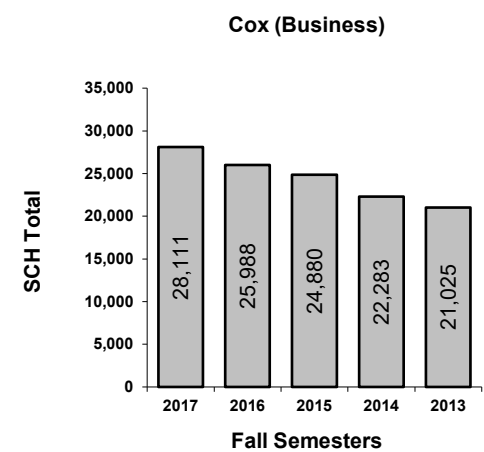
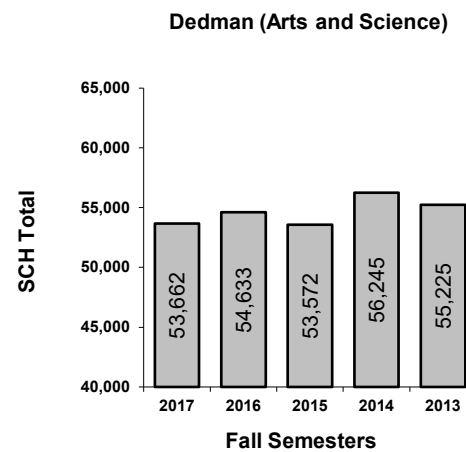
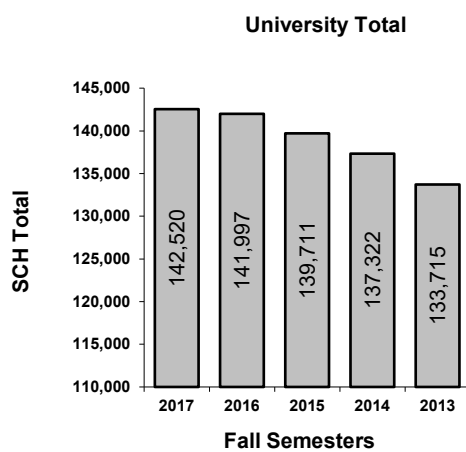


Semester Credit Hours by School/College

School/College	2017 SCH Total	2016 SCH Total	2015 SCH Total	2014 SCH Total	2013 SCH Total
Meadows (Fine Arts)	15,053	15,839	16,070	15,786	15,898
Cox (Business)	28,111	25,988	24,880	22,283	21,025
Dedman (Arts and Science)	53,662	54,633	53,572	56,245	55,225
Lyle (Engineering)	17,260	17,176	16,986	16,817	15,656
International Center	696	708	840	396	504
Law	11,189	10,959	10,836	11,373	11,493
Guildhall	1,135	1,467	1,442	1,370	1,734
Simmons (Education)	11,911	11,964	11,966	10,358	9,553
Perkins (Theology)	1,661	1,949	2,489	2,695	2,606
Research & Graduate Studies	1,842	1,314	630	0	0
Enrollment Services	0	0	0	0	21
University Total	142,520	141,997	139,711	137,322	133,715

Source: Registrar Report "Credit Hours Produced by School and Level of Instruction"



NOTE: The absolute scale is different on the first three charts but the scale range is the same as all the others

