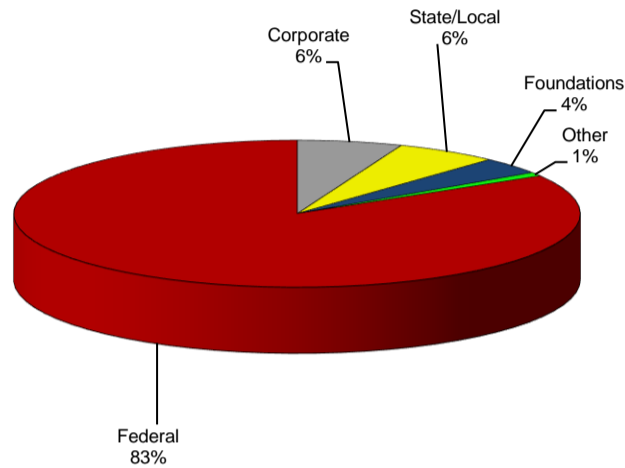


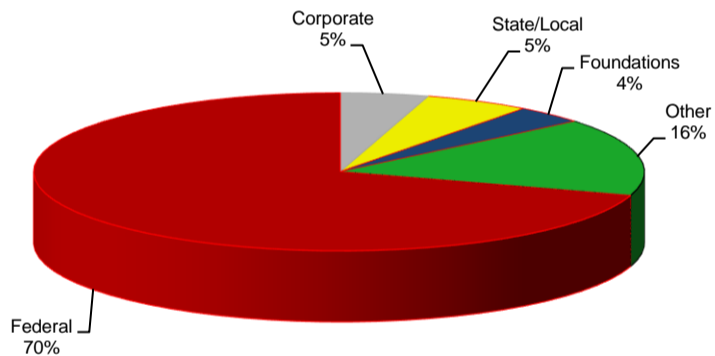
Sponsored Research Awards by Sources of Funding

	2013-14	2012-13	2011-12	2010-11	2009-10
Corporate	\$1,864,936	\$924,275	\$876,739	\$1,254,435	\$720,950
State/Local	\$1,828,468	\$1,113,364	\$1,495,436	\$242,243	\$353,840
Foundations	\$1,156,409	\$740,889	\$717,206	\$1,373,997	\$543,980
Other	\$260,000	\$3,170,342	\$300,091	\$0	\$17,200
Federal	\$26,023,781	\$13,963,346	\$19,020,011	\$18,743,318	\$24,008,861
Total	\$31,133,594	\$19,912,216	\$22,409,483	\$21,613,993	\$25,644,831

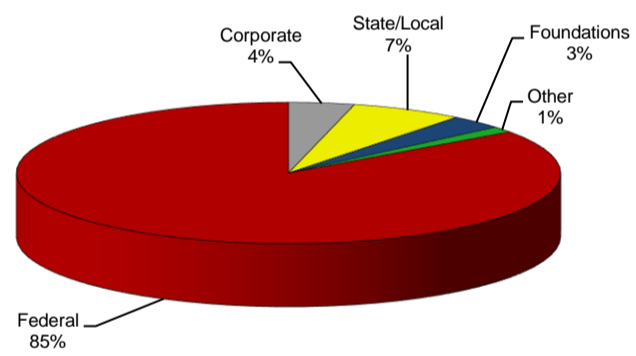
2013-14



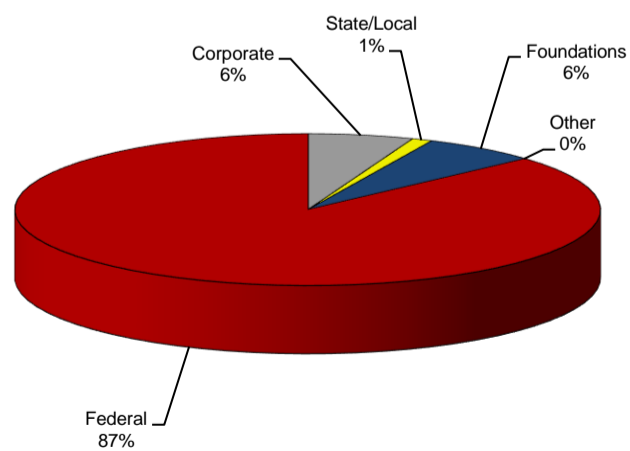
2012-13



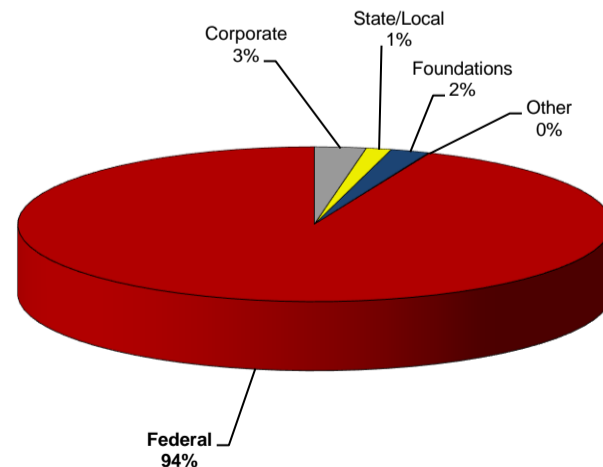
2011-12



2010-11



2009-10



Note - "Other" 2012-13 funding includes Other Federal and Other Sponsor Funding.

"Other" 2013-14 funding includes Other Sponsor Funding only. Other Federal is included in Federal total.