



### Semester Credit Hours by School/College

| School/College            | 2013<br>SCH Total | 2012<br>SCH Total | 2011<br>SCH Total | 2010<br>SCH Total | 2009<br>SCH Total |
|---------------------------|-------------------|-------------------|-------------------|-------------------|-------------------|
| Meadows (Fine Arts)       | 15,898            | 16,118            | 15,402            | 15,004            | 15,715            |
| Cox (Business)            | 21,025            | 21,198            | 20,857            | 21,354            | 20,889            |
| Dedman (Arts and Science) | 55,225            | 54,546            | 55,038            | 55,762            | 55,621            |
| Lyle (Engineering)        | 15,656            | 14,668            | 14,172            | 13,044            | 13,213            |
| International Center      | 504               | 252               | 420               | 210               | 0                 |
| Law                       | 11,493            | 11,850            | 12,414            | 13,166            | 12,482            |
| Guildhall                 | 1,734             | 2,006             | 1,964             | 1,644             | 1,619             |
| Simmons (Education)       | 9,553             | 9,464             | 8,919             | 8,413             | 8,068             |
| Perkins (Theology)        | 2,606             | 2,841             | 2,917             | 2,653             | 2,497             |
| Enrollement Services      | 21                |                   |                   |                   |                   |
| <b>University Total</b>   | <b>133,715</b>    | <b>132,942</b>    | <b>132,103</b>    | <b>131,250</b>    | <b>130,163</b>    |

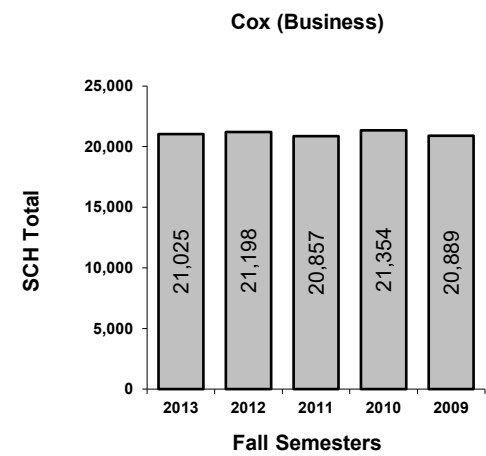
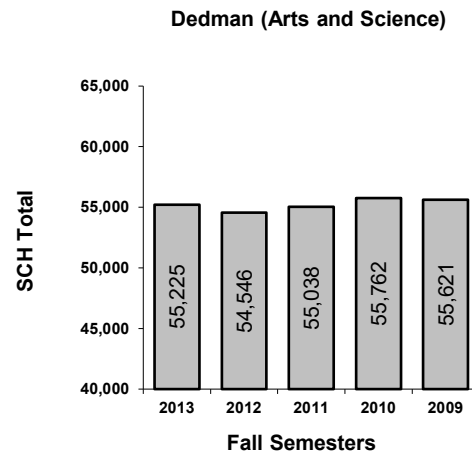
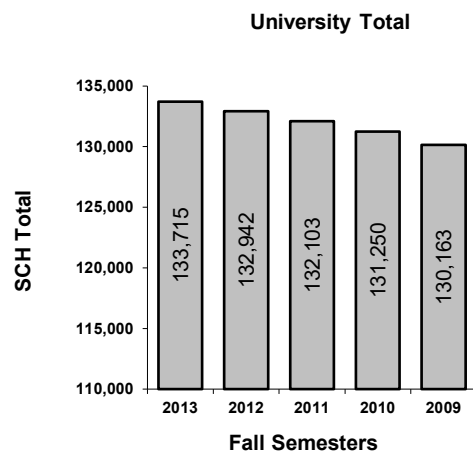
Source: Registrar Report "Credit Hours Produced by School and Level of Instruction"

<sup>1</sup> Effective Spring 2003 Education courses were counted separately

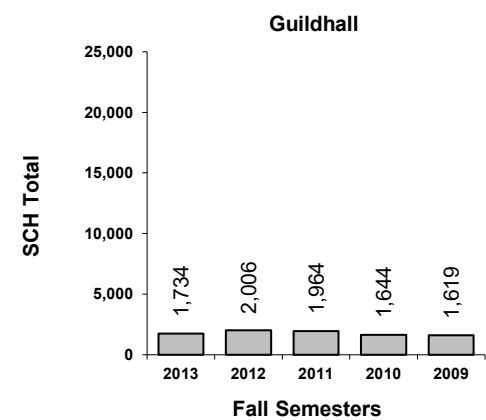
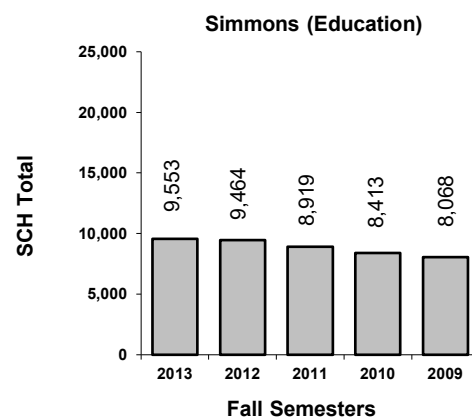
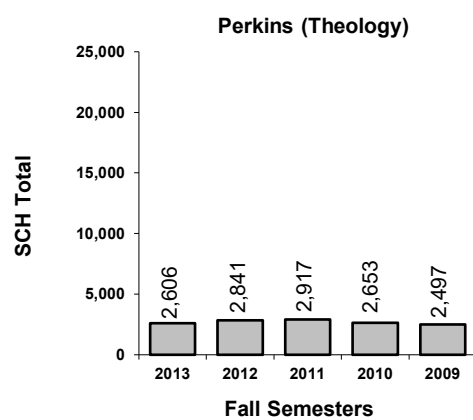
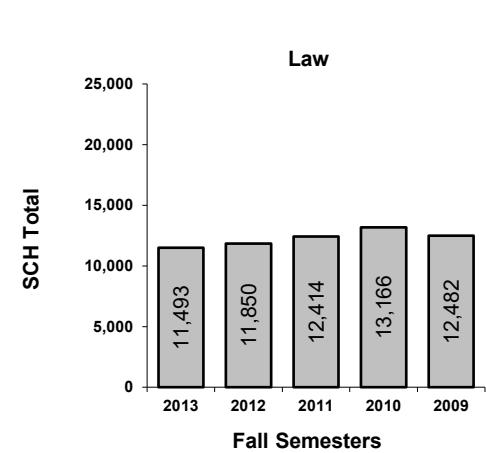
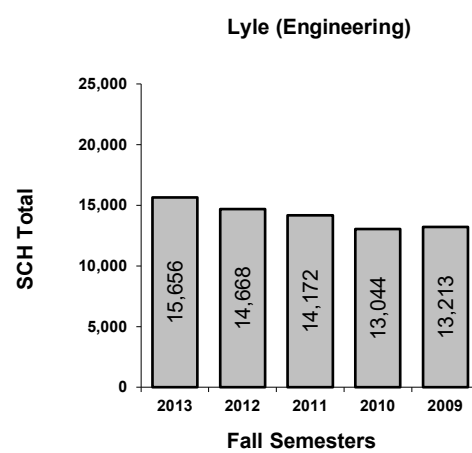
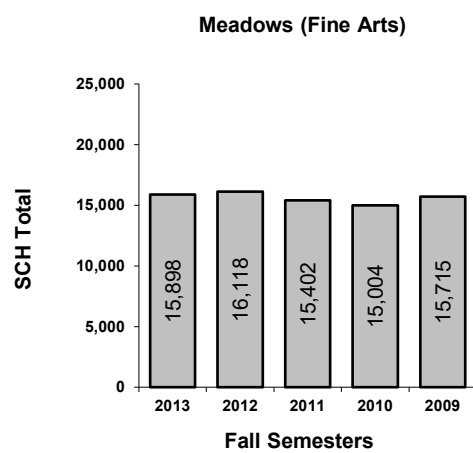
<sup>1</sup> Effective Fall 2003 Graduate Bilingual Education courses previously counted in Dedman moved to Education

<sup>2</sup> In Fall 2006 MLA was combined with Education

<sup>3</sup> Beginning Fall 2013 credit hours generated by students in NDGCS and NDUCS programs are reported under Enrollment Services and not under Simmons



NOTE: The absolute scale is different on the first two charts but the scale range is the same as all the others



See <sup>1</sup> note above about Education