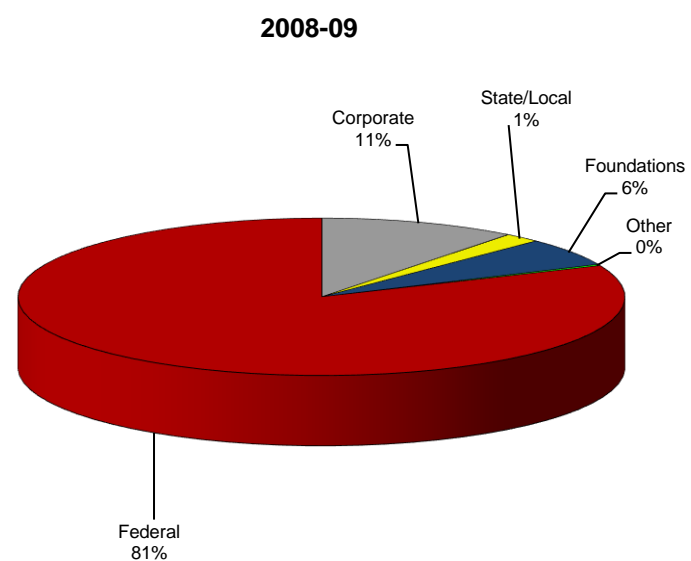
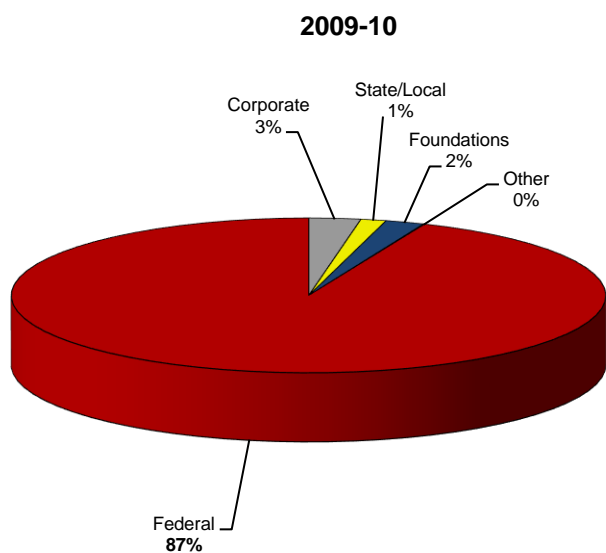
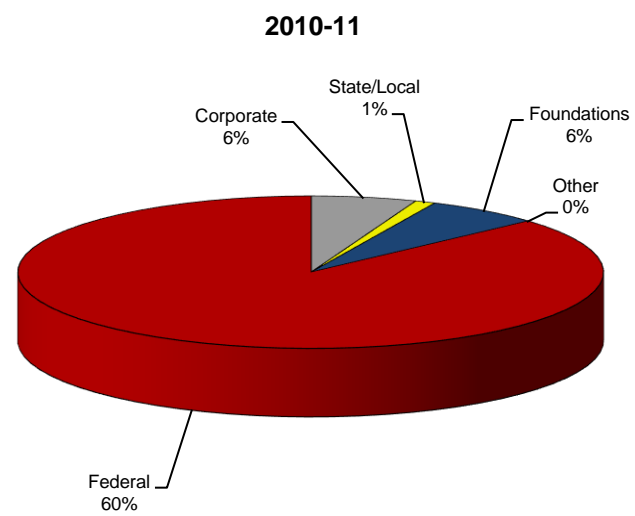
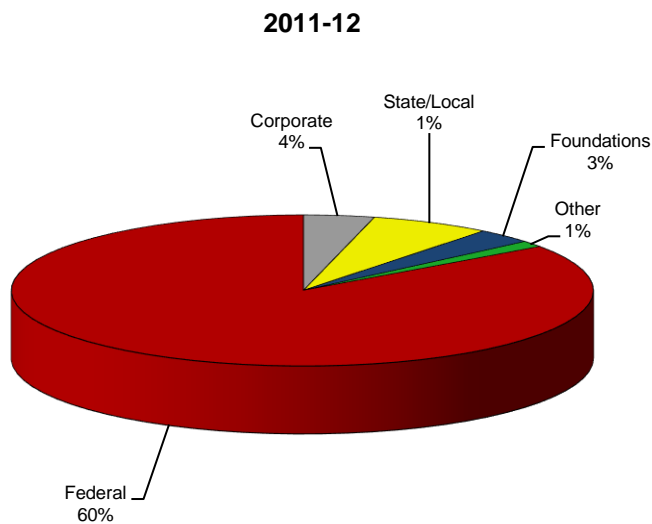
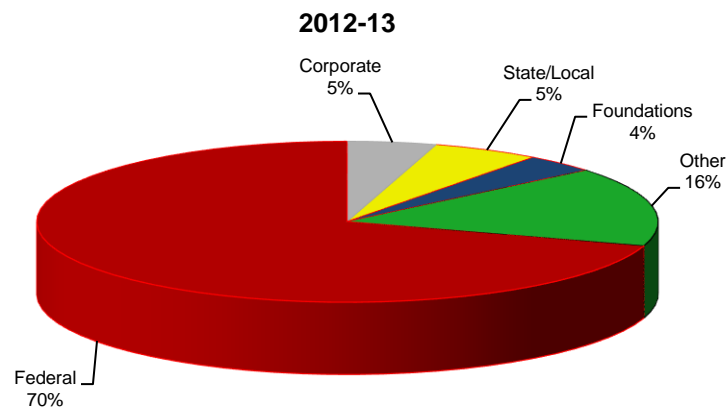


### Sponsored Research Awards by Sources of Funding

	2012-13	2011-12	2010-11	2009-10	2008-09
Corporate	\$924,275	\$876,739	\$1,254,435	\$720,950	\$1,741,506
State/Local	\$1,113,364	\$1,495,436	\$242,243	\$353,840	\$317,882
Foundations	\$740,889	\$717,206	\$1,373,997	\$543,980	\$956,671
Other	\$3,170,342	\$300,091	\$0	\$17,200	\$45,000
Federal	\$13,963,346	\$19,020,011	\$18,743,318	\$24,008,861	\$13,474,426
<b>Total</b>	<b>\$19,912,216</b>	<b>\$22,409,483</b>	<b>\$21,613,993</b>	<b>\$25,644,831</b>	<b>\$16,535,485</b>



Source: SMU Research Magazine, academic years 2003-2007, section c.

Note: "Other" 2012-13 funding includes Other Federal and Other Sponsor Funding.