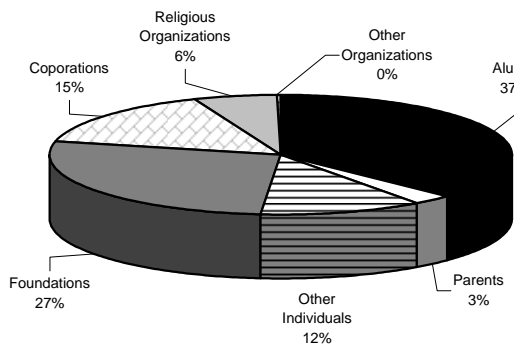


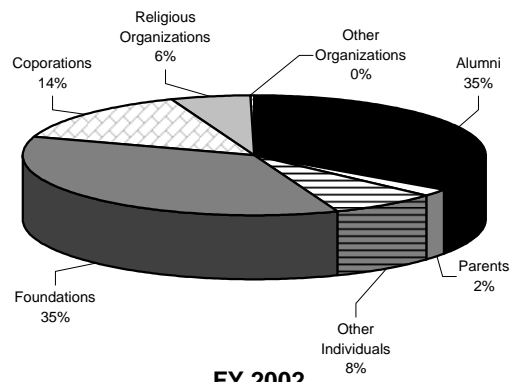
### Gift Revenues by Source

	FY 2005	FY 2004	FY 2003	FY 2002	FY 2001
Alumni	\$13,992,730	\$16,609,939	\$11,439,986	\$17,961,362	\$13,119,140
Parents	\$1,071,708	\$894,126	\$767,108	\$681,532	\$592,032
Other Individuals	\$4,356,031	\$3,637,181	\$4,699,035	\$5,383,874	\$9,644,267
Foundations	\$10,217,585	\$17,009,035	\$12,278,251	\$26,447,284	\$23,530,851
Coporations	\$5,749,798	\$6,814,251	\$7,227,011	\$7,681,790	\$10,161,870
Religious Organizations	\$2,191,590	\$2,636,128	\$2,325,333	\$3,072,310	\$2,064,721
Other Organizations	\$149,118	\$168,723	\$239,563	\$184,372	\$210,312
<b>Total</b>	<b>\$37,728,560</b>	<b>\$47,769,383</b>	<b>\$38,976,287</b>	<b>\$61,412,524</b>	<b>\$59,323,193</b>

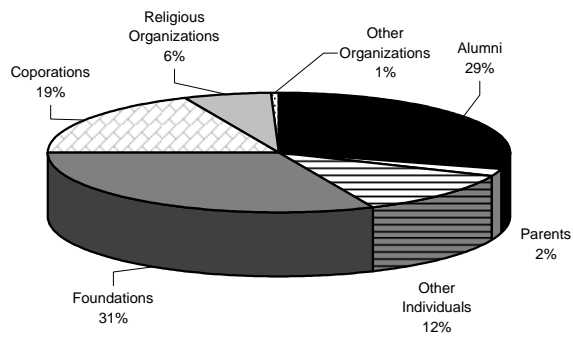
FY 2005



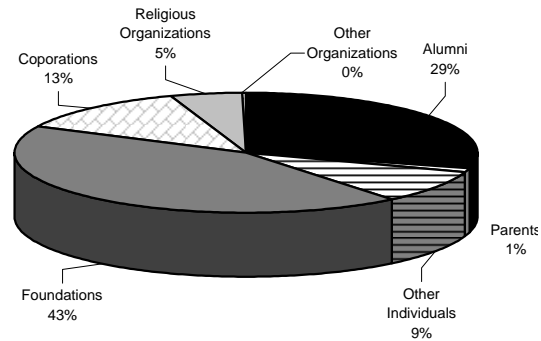
FY 2004



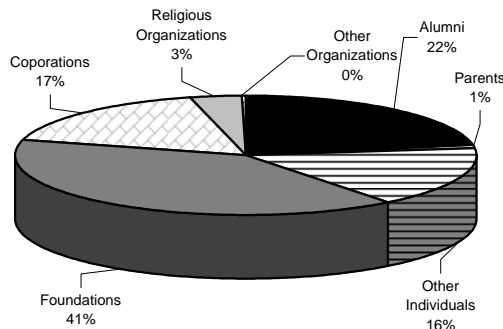
FY 2003



FY 2002



FY 2001



Source: Council for Aid to Education, Voluntary Support of Education Survey FY's 2001-2005, Section 3d. Gift Income Summary