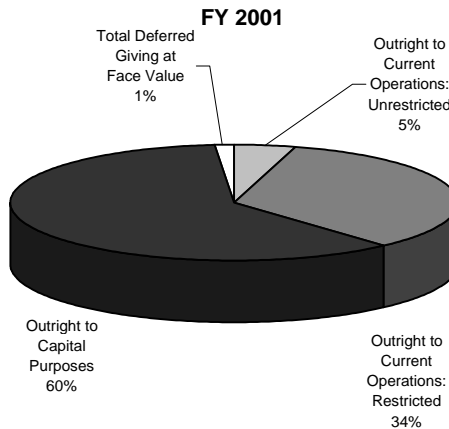
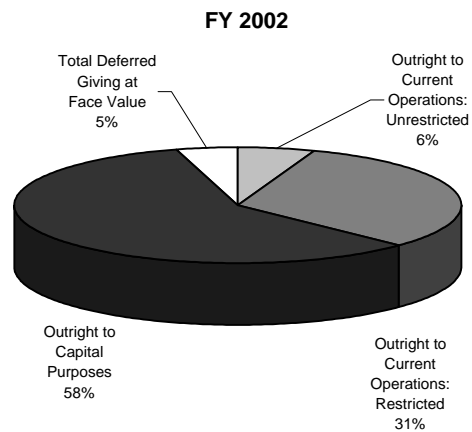
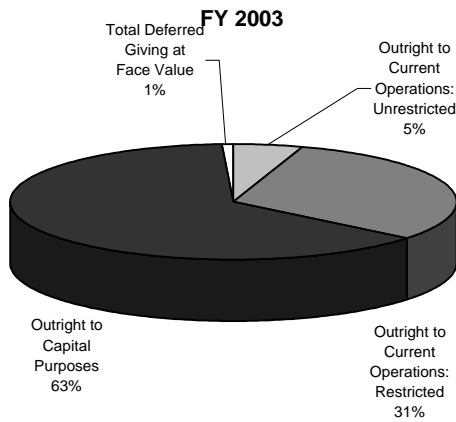
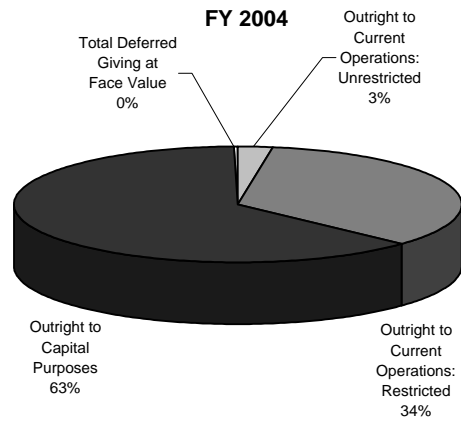
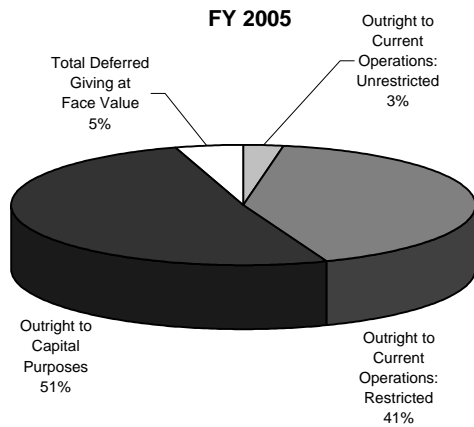




Gift Revenues by Purpose

	FY 2005	FY 2004	FY 2003	FY 2002	FY 2001
Outright to Current Operations: Unrestricted	\$1,060,085	\$1,242,888	\$1,909,411	\$2,135,298	\$2,002,044
Outright to Current Operations: Restricted	\$15,416,202	\$16,452,356	\$12,081,713	\$11,828,551	\$14,900,016
Outright to Capital Purposes	\$19,034,434	\$29,919,139	\$24,675,163	\$21,964,261	\$26,488,710
Total Deferred Giving at Face Value	\$1,723,119	\$155,000	\$310,000	\$1,709,037	\$628,366
Total	\$37,233,840	\$47,769,383	\$38,976,287	\$37,637,147	\$44,019,136
Outright to Endow: Unrestricted	\$6,875	\$3,265	\$828,924	\$22,570	\$14,500
Outright to Endow: Restricted	\$10,089,513	\$15,506,625	\$15,551,681	\$23,752,807	\$15,289,557
Total Endow	\$10,096,388	\$15,509,890	\$16,380,605	\$23,775,377	\$15,304,057



Source: Council for Aid to Education, Voluntary Support of Education Survey FY's 2001-2005, Sections 3a, 3b, 3c, 3d