

Adobe Creative Tools

The Master Collection of tools are now available for all SMU University owned computers, including labs that are available to students. For those of you who are new to Adobe, previous versions were called CS4, CS5, CS6, etc. Now Adobe has switched to a subscription model and changed the name to Creative Cloud or CC. SMU's new contract allows our machines to access the complete Master Collection, instead of just CS6 Creative Tools.

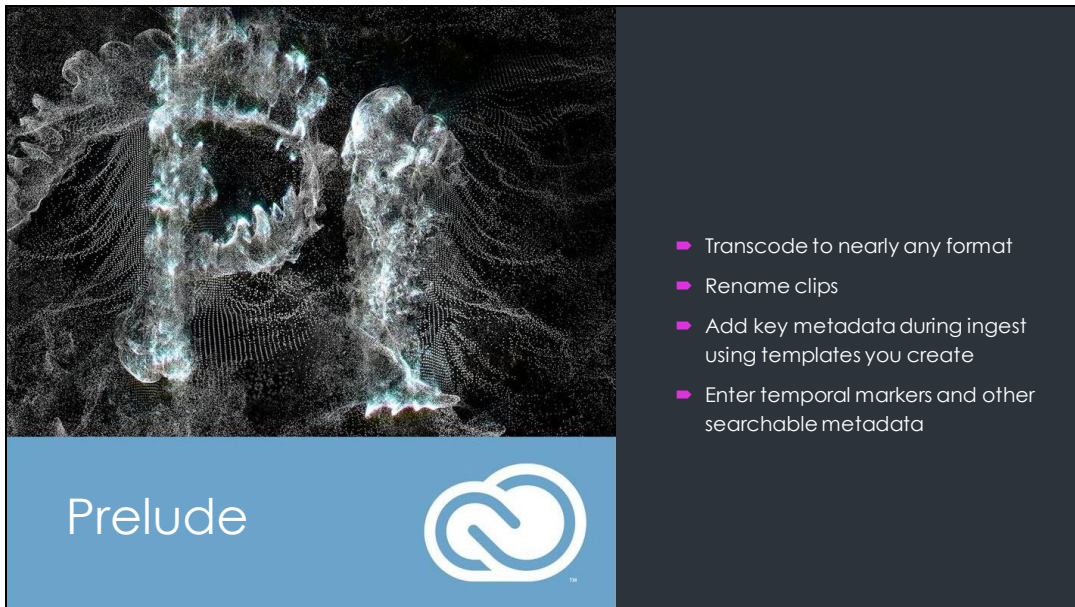
Objectives

- Familiarize ourselves with the programs in Adobe's Master Collection
- Understand which products meet what needs:
 1. **Video**
 2. **Web & Gaming**
 3. **Design & Photography**
- Provide additional learning resources



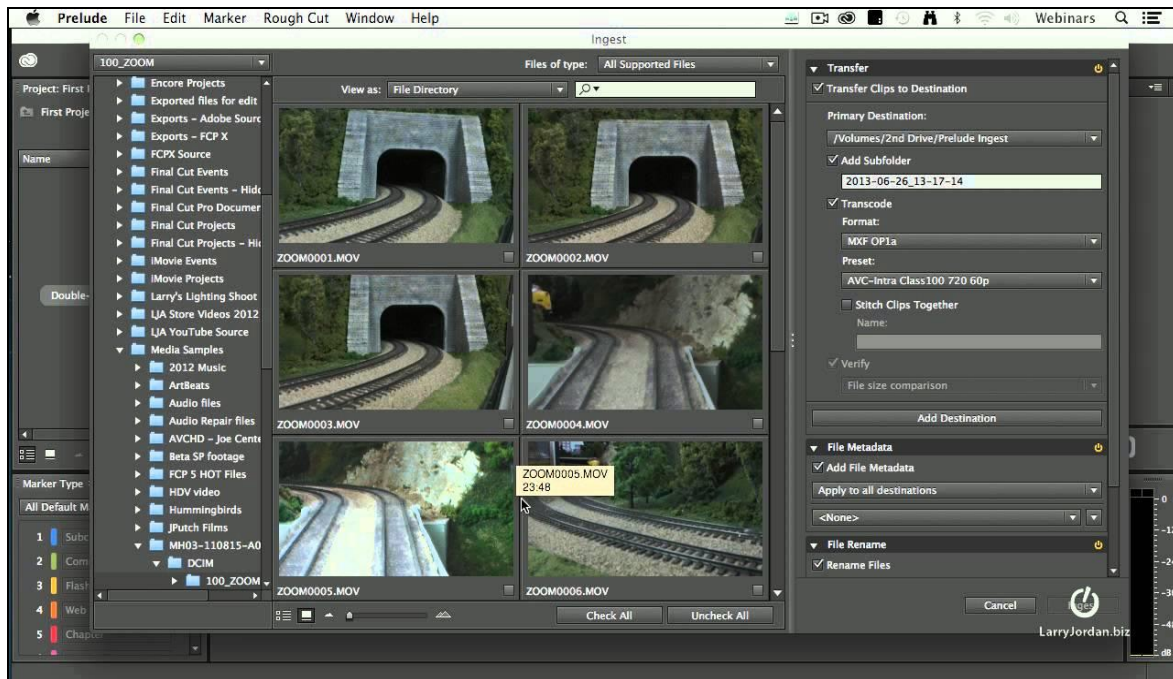
And finally, **Encore** for DVD creation.

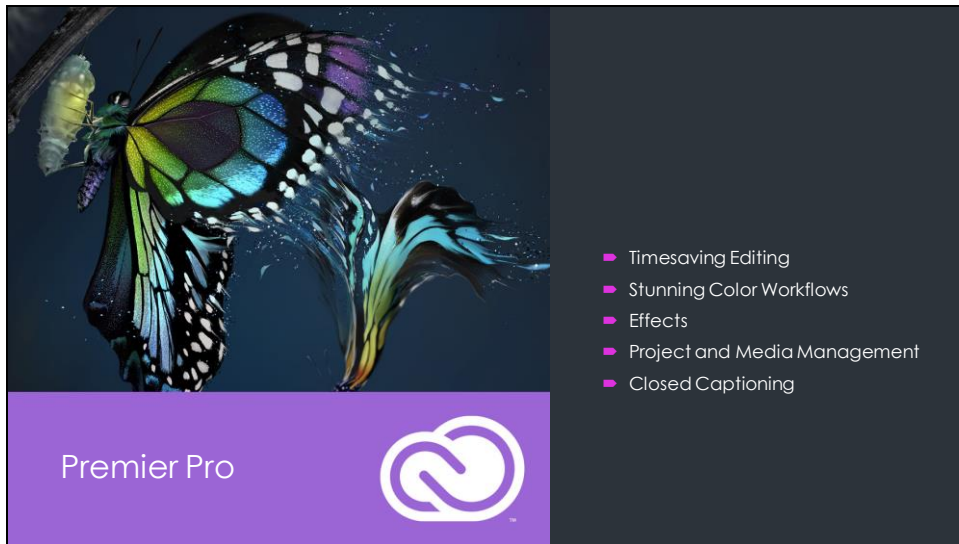




Prelude allows you to add direction and organizational comments to specific footage by tagging media and creating rough cuts that flow into Adobe Premiere Pro.

It is a video ingest and logging tool designed to help you to get organized, work faster, and streamline your production process. With the ability to work with growing files in real time, Prelude accelerates your editing workflow by letting you log right from the start of an event.





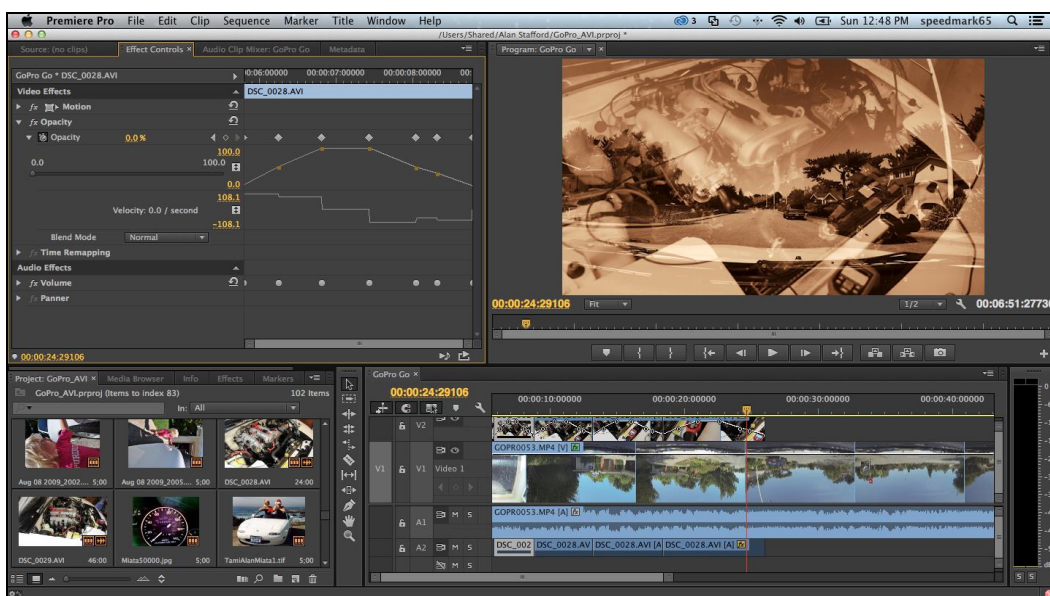
Premier Pro is a video editor that lets you edit your way. Import and freely combine virtually any type of media, from video shot on a phone to raw 5K and higher resolution footage, and then edit in its native format without wasting time transcoding.

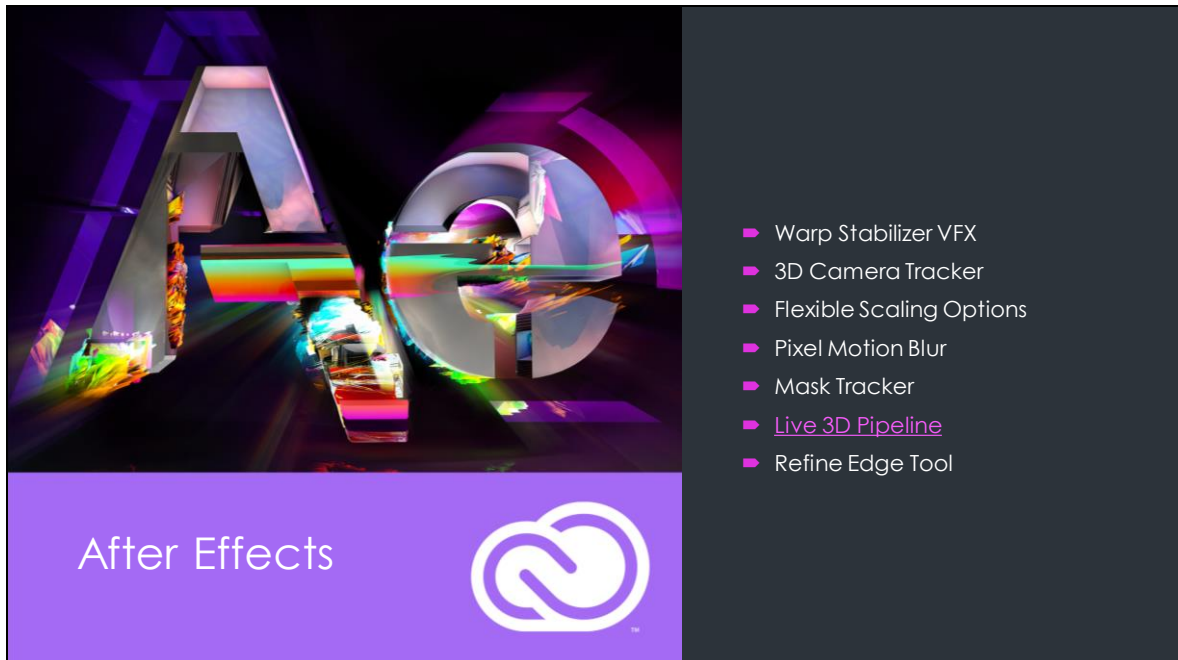
Streamlined Editing- Work faster and more intuitively thanks to a monitor overlay that provides key information at a glance, improved multicam editing, and more.

Color: editing and color grading easier with Directlink to SG.

Effects: Quickly fix color, stabilize shaky footage, and create adjustment layers to enhance your footage. Clean up noise, change speed with time remapping, and more.

Project and Media Management - Quickly find media with HoverScrub and RapidFind search results. And get immediate updates when you replace, relink, or modify a clip.





After Effects is an animation and creative compositing software used by a wide variety of motion graphics and visual effects artists.

Warp Stabilizer VFX: lets you choose which object in the scene gets stabilized.

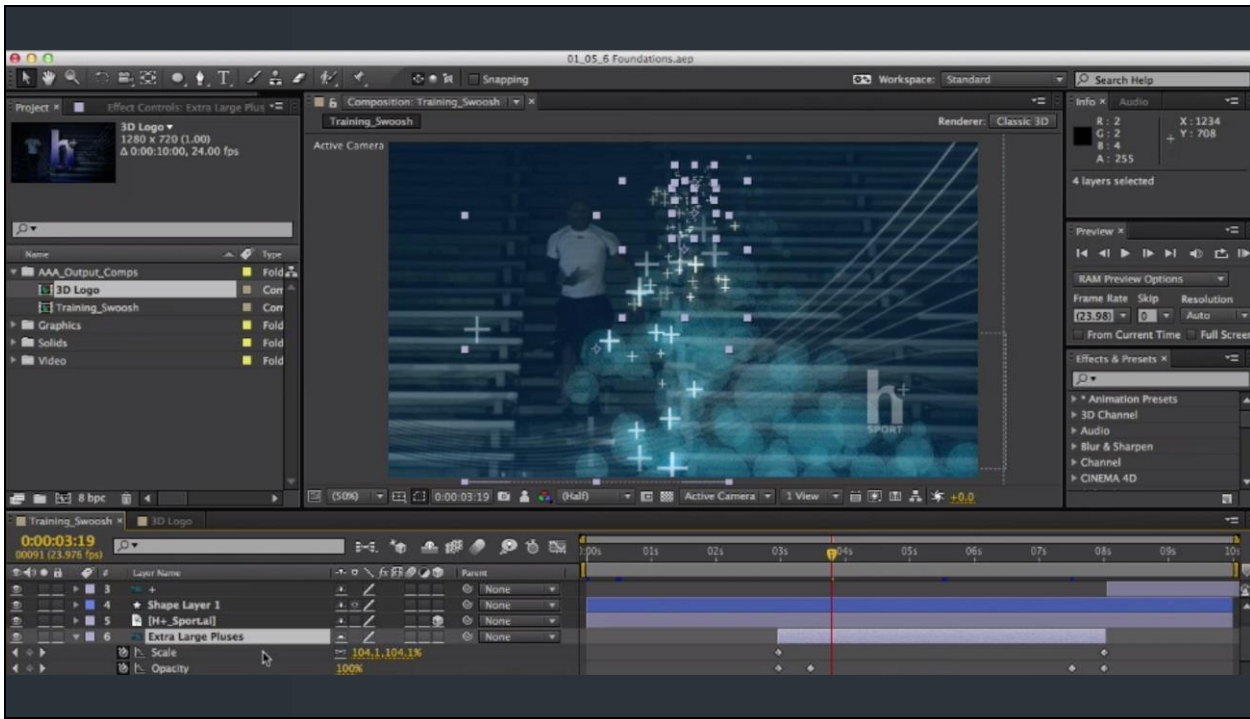
3D Camera Tracker: makes it possible to reproduce the original camera movement in a scene so you can add new layers — including video and text layers.


Pixel Motion Blur: add realism, exaggerate movement.

Mask Tracker: Draw a mask around an object and it follows the object across frames, automatically adjusting position, rotation, scale, skew, and perspective as it goes.

Live 3D Pipeline: Objects and scenes from popular 3D modeling and animation software CINEMA 4D can be used directly as footage inside After Effects CC without rendering first. This eases round tripping between the programs and opens up numerous creative possibilities.

Refine Edge tool: It's the end of hard matte lines. Keep the details when separating complicated foreground elements like frizzy hair or motion-blurred edges from complex backgrounds. This means you can create natural-looking composites without keying specially shot footage.





- ▶ Sound Remover
- ▶ Advanced Sound Design
- ▶ Enhanced Spectral Display
- ▶ Preview Editor
- ▶ Roundtrip Editing Workflow
- ▶ Enhanced Multitrack Editing
- ▶ Automatic Speech Alignment

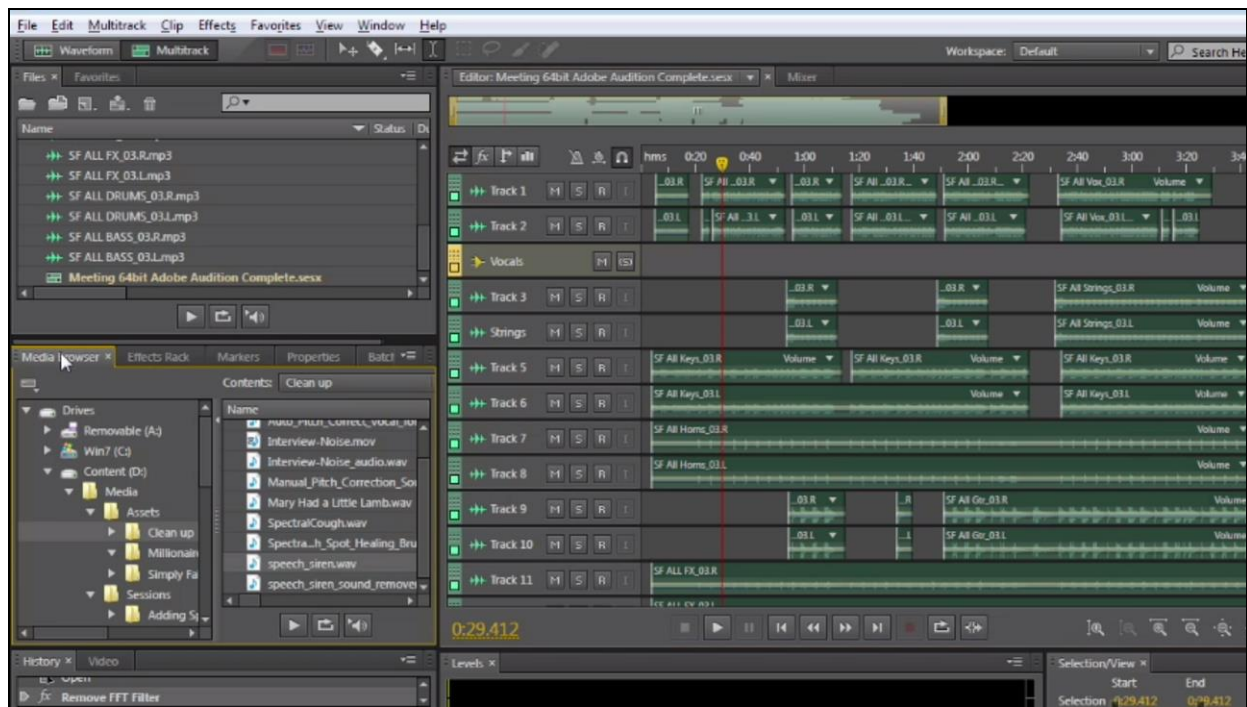
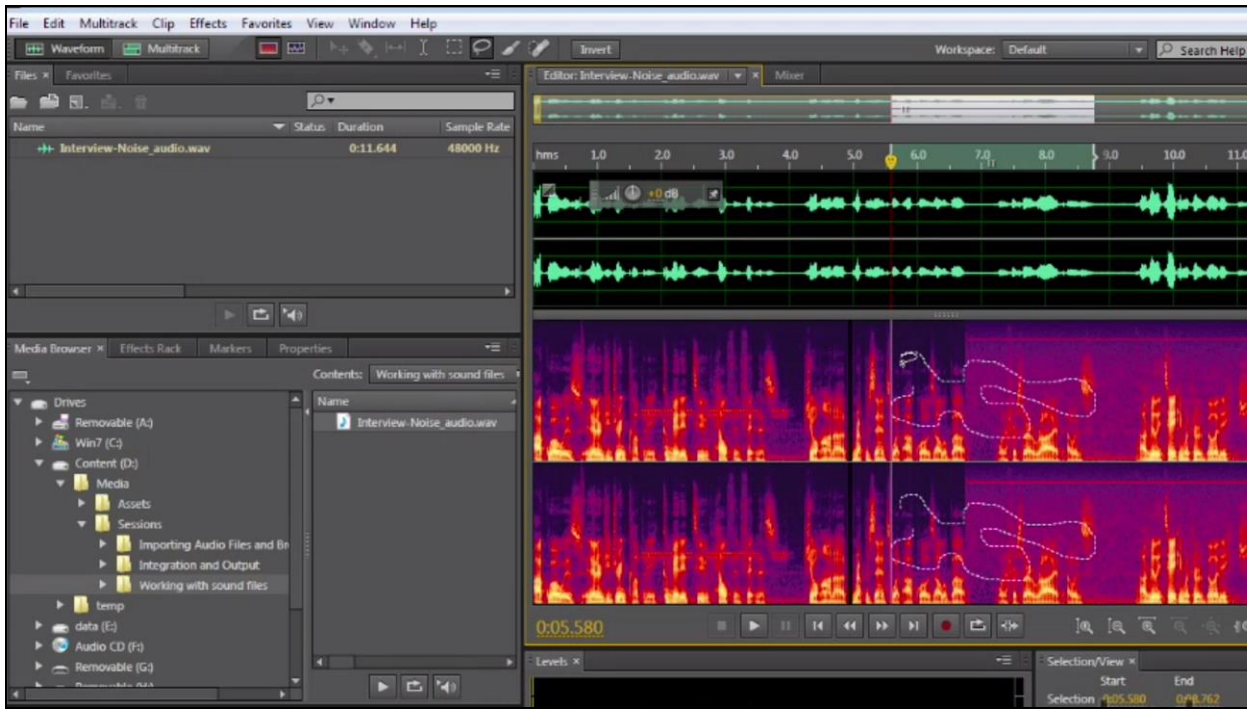
Auditions allow you to erase, repair, and create sounds with powerful new features and seamless integration across your tools.

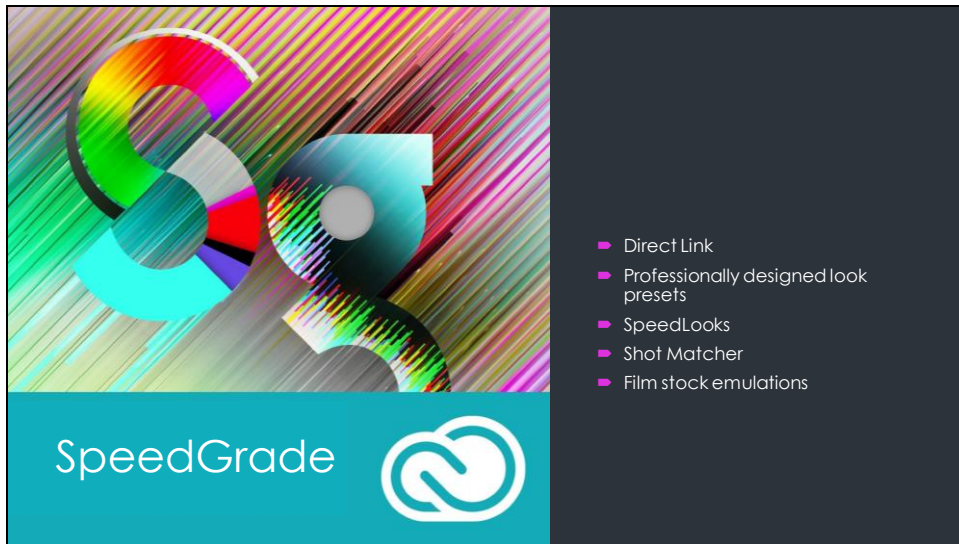
Advanced sound design: includes many new and enhanced sound design tools, including Noise Generator and Pitch Bender, that let you create sounds and shape soundscapes to craft the perfect effect.

Preview Editor: Confirm your edits before you commit. You can visually compare waveform tweaks, view multiple file sections simultaneously, and confirm time stretching before applying your changes.

Automatic speech alignment: Replace location dialogue with studio-recorded ADR and align it perfectly, even if the original audio includes background noise. Fix lip sync issues easily and deliver better production value faster.

Sound Remover: Easily remove specific audio elements in just a few clicks. Select a sample of the unwanted sound; It will scan the entire clip and remove that element from the recording. Repair or restore dialogue and production audio to deliver pristine results faster.



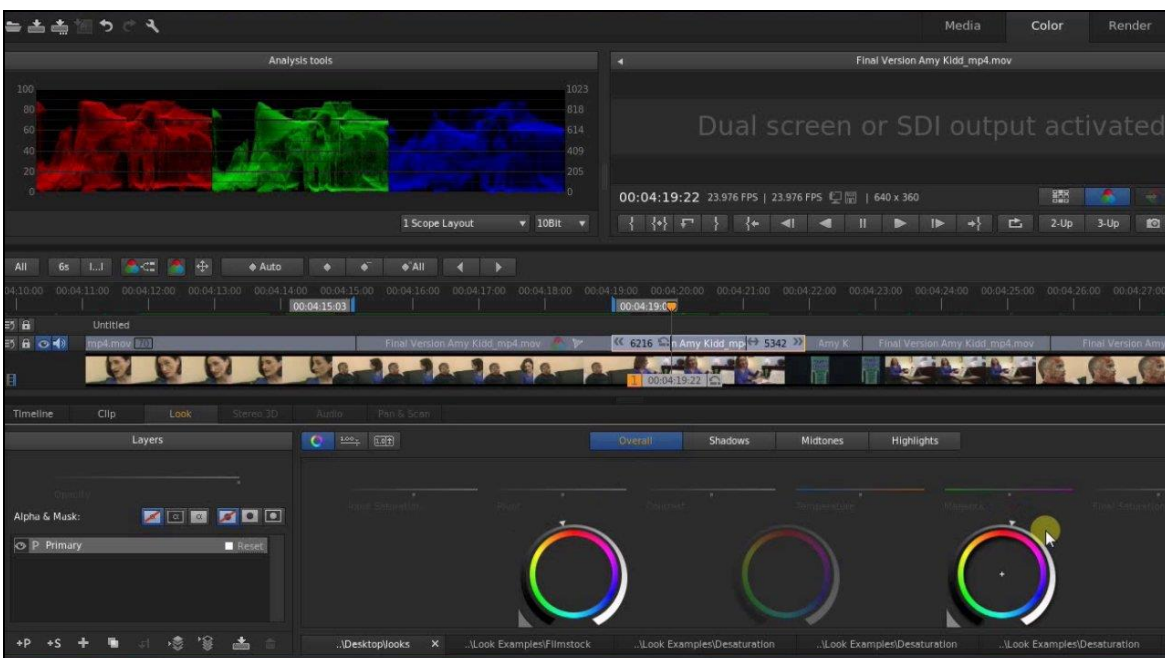



SpeedGrade helps ensure visual consistency across your production pipeline. It's a powerful color grading system with a streamlined interface and the GPU-based Lumetri Deep Color Engine, giving you speed and precision as you work.

Direct Link: Load projects from Adobe Premiere Pro for grading and finishing.

SpeedLooks: Apply SpeedLooks camera patches to balance the color spaces of different types of cameras. Combine these with SpeedLooks for advanced grades that look great across all of your clips.

Shot Matcher: Matching the look of clips can be tedious and time-consuming. Shot Matcher lets you work faster by automatically correcting for subtle differences in footage to achieve a consistent feel between shots, within scenes, and across your entire project.

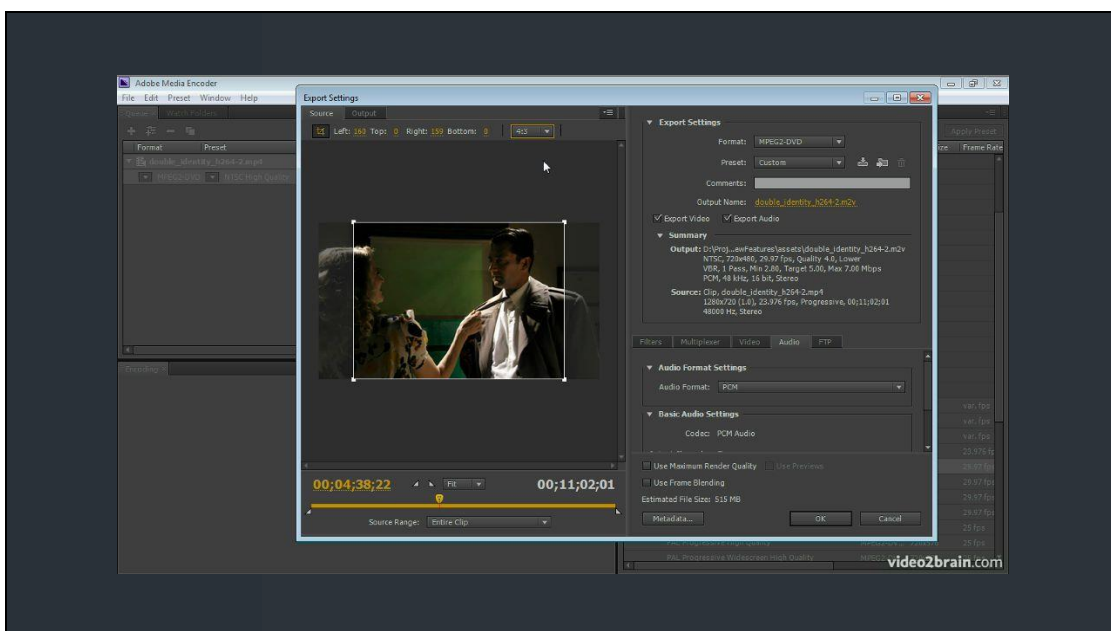




NEW Automated Image Processing: Create a customized output of media, including watermarks and timecode overlays, as well as image processing, such as LUTs, when rendering new content.

NEW GPU Rendering (GPU: a computer chip that performs rapid mathematical calculations, primarily for the purpose of rendering images): Work faster and take full advantage of your hardware with full GPU acceleration, now included in Adobe Media Encoder.

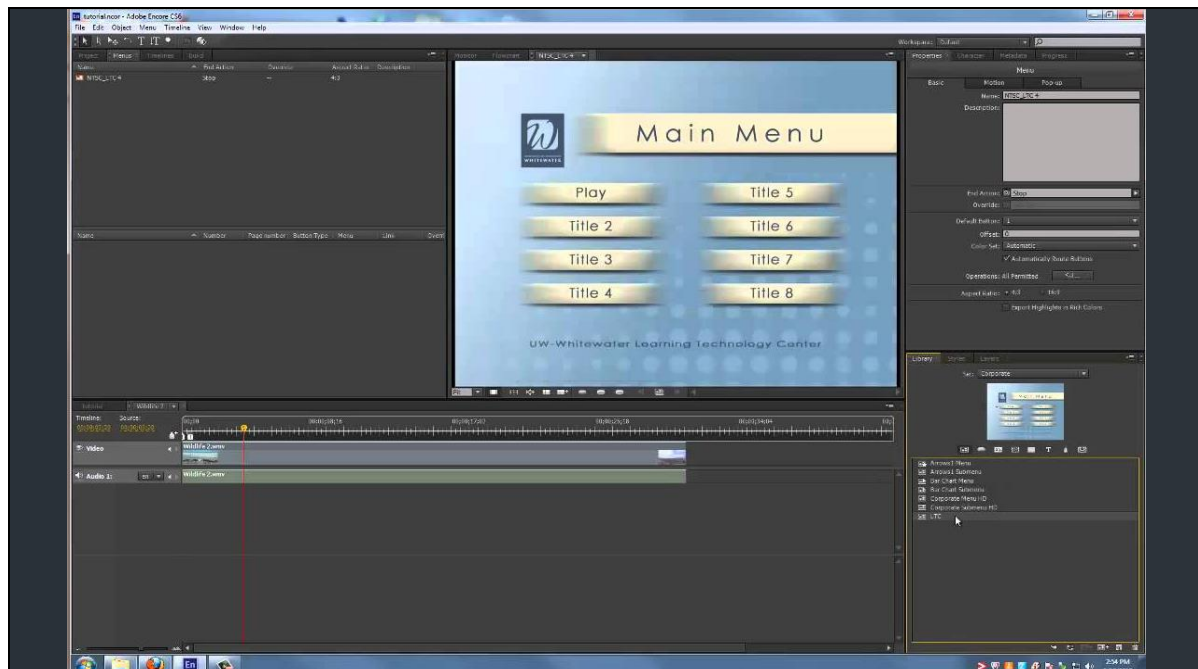
Match Source Settings: Create H.264 and MPEG-2 files faster. Automatically sync key properties with the Match Source Settings option to save time and get better exports. Tweak options like resolution and bandwidth while ensuring the integrity of attributes such as frames per second.





Encore enables you to create DVDs, Blu-ray discs, and web DVDs, all from a single interface. It uses flowcharts to define and view their navigation.

Background batch encoding: Work efficiently by offloading transcoding to Adobe Media Encoder or third-party encoders. Particularly important with 4K and 5K workflows that normally tax your system.



2. Web & Gaming



Dreamweaver is for web designers and developers to design, develop, and publish projects for any screen size.

Live Highlight

Visualize the relationships between the HTML elements in Live View and applied CSS selectors. Inspect and highlight elements in Live View in real time while you interact with the CSS Designer.

Modern platform support

Author projects using HTML, CSS, and JavaScript. Develop dynamic pages with more confidence using the newly supported PHP 5.4.

Fluid Grid Layout

Construct web designs and responsive layouts visually. The enhanced Fluid Grid Layout interface makes it a cinch to design projects that display on different screen sizes for desktop and devices.

jQuery UI widgets

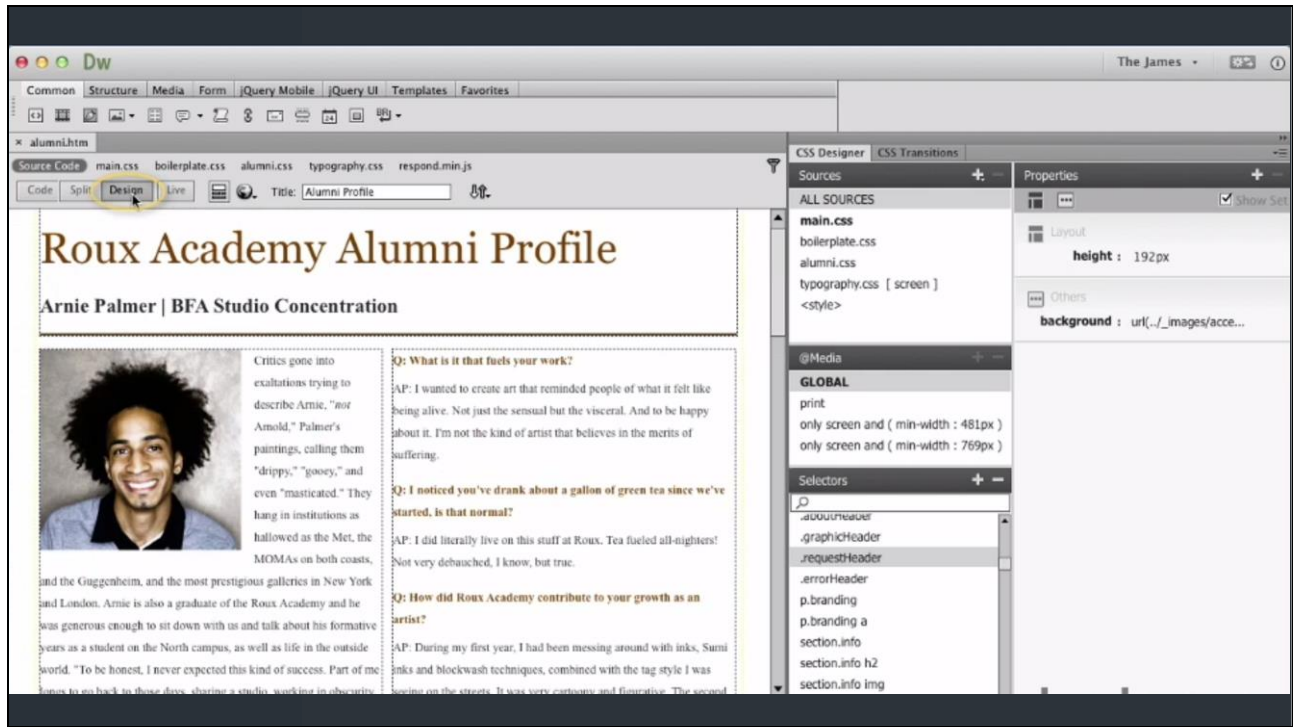
Banish boring buttons and generic icons. Drag and drop jQuery UI widgets. Add accordions to display collapsible content panels. Update all the button states to customize your mobile apps and interfaces.


Improved Code View

Code more efficiently with an improved Code View, which incorporates highlighting for line numbers and matching tags. New CSS selector code hinting includes preference support for color customization.

Enhanced CSS Designer

Generate clean, web-standard code with intuitive visual editing tools. Quickly apply CSS properties like gradients and box shadows. Usability enhancements and a new color picker improve productivity by speeding up visual CSS editing workflows.





The image shows the Flash Professional logo on the left, which consists of the text "Flash Professional" in white on a red background, next to the Adobe logo (a white swirl on a red background). To the right of the logo is a dark grey box containing a list of features, each preceded by a purple arrowhead. The features listed are: Target screens of virtually any size and output to HTML; The latest version of Flash Professional has been completely reengineered to be faster, more modular, and more reliable; Testing and debugging via USB; Unlimited pasteboard size; Powerful code editor; and Real-time drawing.

- ▶ Target screens of virtually any size and output to HTML
- ▶ The latest version of Flash Professional has been completely reengineered to be faster, more modular, and more reliable.
- ▶ Testing and debugging via USB
- ▶ Unlimited pasteboard size
- ▶ Powerful code editor
- ▶ Real-time drawing

Flash Professional is an authoring environment for creating and delivering immersive experiences, games, and interactive content.

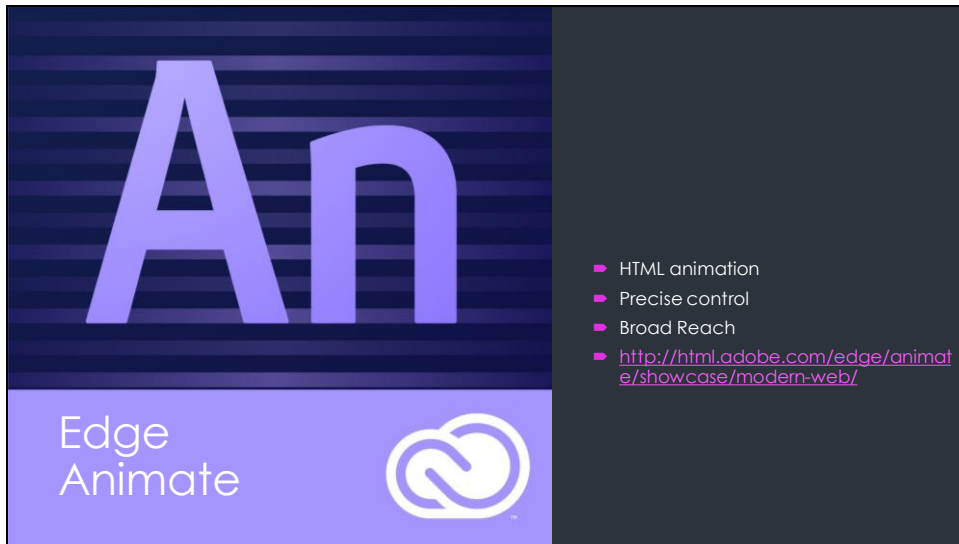
It's ideal for interactive designers, graphic designers, and web designers and developers at the forefront of gaming, design, and technology.

Testing and debugging via USB: Test and debug your content in fewer steps by connecting multiple iOS and Android™ mobile devices directly to your computer via USB.

Unlimited pasteboard size: Easily manage large backgrounds or content that's positioned offstage with an unlimited pasteboard/work area.

Powerful code editor: Write code more efficiently using the new code editor, built with the open source Scintilla library. Search across multiple files using a new Find and Replace panel to update code fast.

Real-time drawing: See full previews instantly — with fill and stroke color — as you draw, using any of the shape tools in Flash Professional. Your designs will take shape faster than ever before.

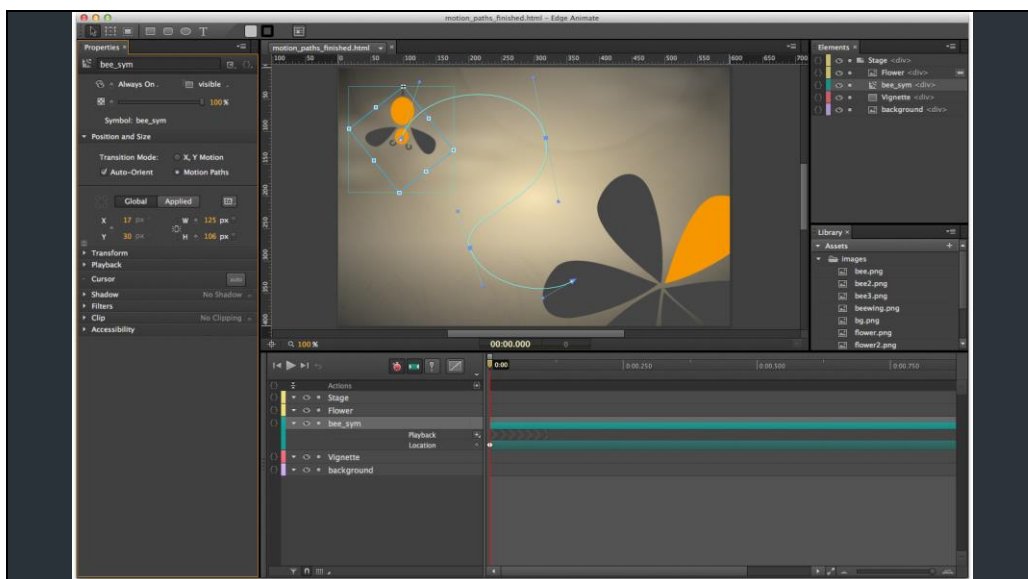


Now you can sync audio files, make animations responsive for different screen sizes, and add your favorite JavaScript libraries to extend your HTML animation projects.

HTML animation: Design expressive, animated content with ease, precision, and realism. Or, you can add motion and interactivity to existing HTML layouts and templates.

Precise control: Design with confidence using an intuitive timeline that offers amazing precision. Edit property-based keyframes and use the innovative Pin to quicken the animation process. Create nested animations with independent timelines using symbols.

Broad reach: Reach viewers across iOS and Android smartphones and tablets, as well as modern desktop browsers. Our WebKit-based design surface helps ensure your projects maintain fidelity across the web. Edge Animate works natively in HTML, CSS and JavaScript, eliminating the need for plug-ins.

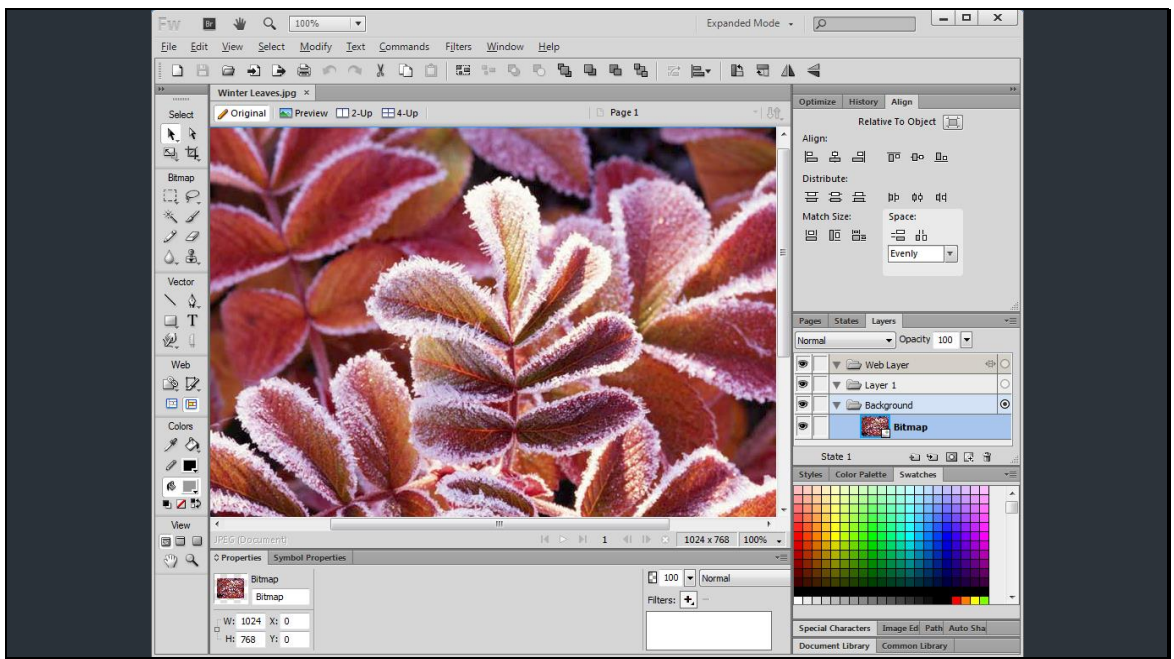




Fireworks is used to design and rapidly prototype website, mobile, and application interfaces and to create and optimize mobile and web graphics quickly and with precision.

It is ideal for developers and designers of all types — mobile, web, visual, and user experience.

Simplified workflow: Quickly and cleanly translate your designs into CSS3 content for websites, smartphones, and tablets. Produce mobile themes with new jQuery support, and add CSS sprites from design comps.



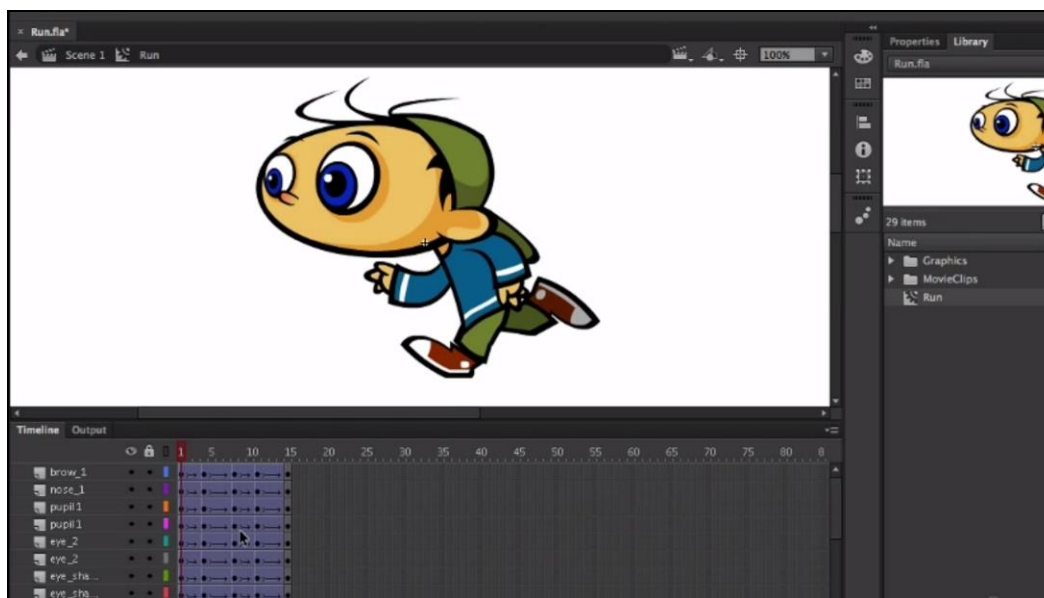


Adobe® Flash® Builder® 4.7 software is a development environment for building games and applications using the ActionScript® language and the open source Flex framework. Flash Builder Premium includes professional testing tools such as profilers, network monitoring, and unit testing support.

Develop games with ActionScript: Get the latest game development tools in Flash Builder 4.7, including support for ActionScript workers and improved mobile device workflows.

Code faster: Speed coding through syntax coloring, statement completion, code collapse, refactoring support, live highlighting of invalid references, and interactive step-through debugging.

Easily debug and test: Debug and test applications on locally connected mobile devices or a mobile emulator, including direct deployment of ad-hoc apps to iOS devices.





Adobe Muse helps graphic designers create and publish dynamic websites for desktop and mobile devices that meet the latest web standards — without writing code. Design using familiar tools and hundreds of web fonts. Easily add interactivity like new scrolling effects, slide shows, contact forms, and videos.

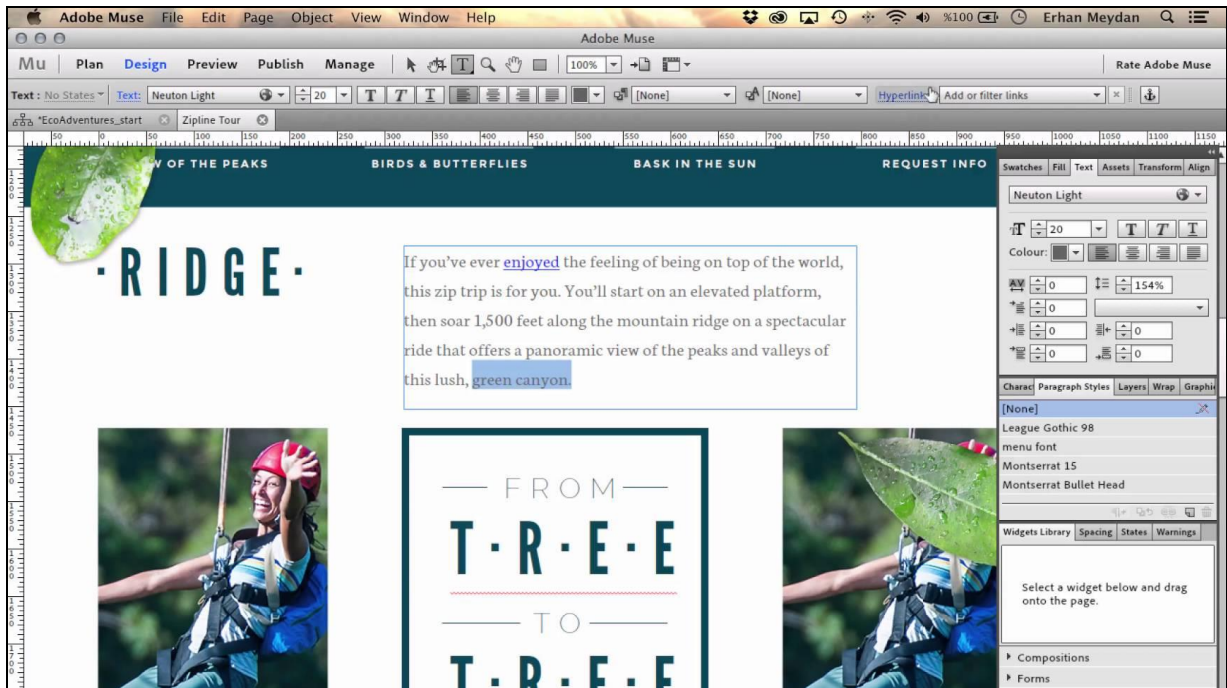
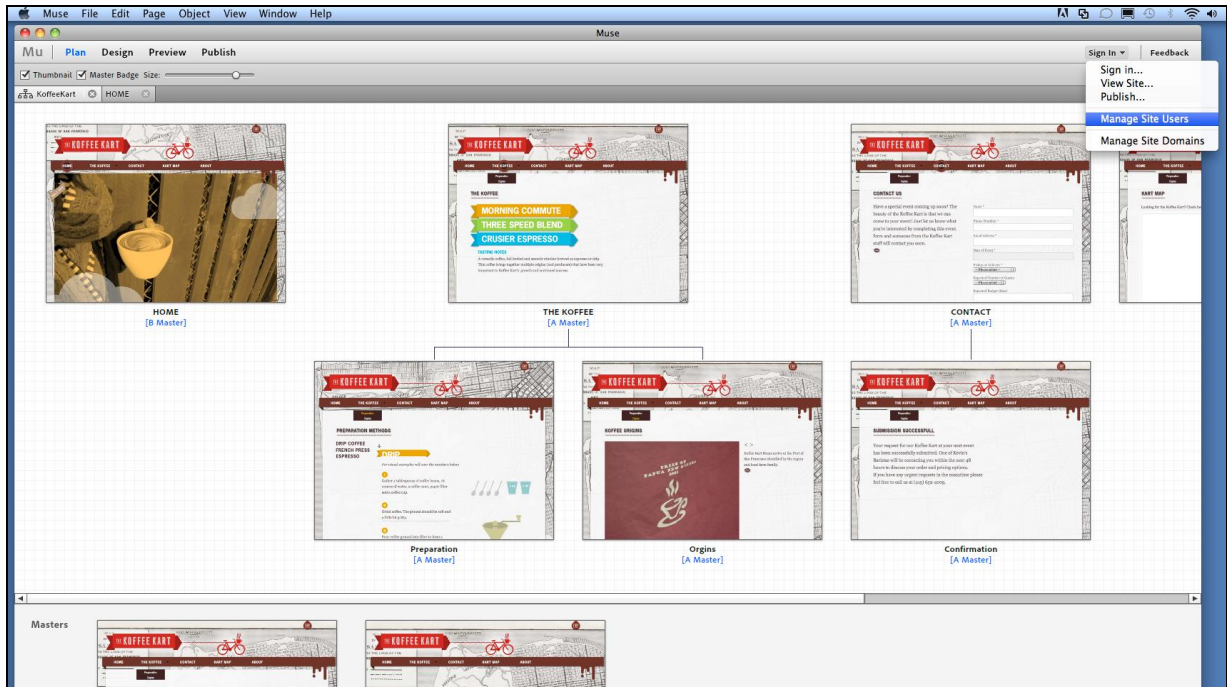
Simple site planning: Lay out your site visually. Add, name, and arrange pages in your sitemap and apply master page settings with just a few clicks. Drag and drop to reorder pages.

Engaging interactivity: Drag and drop to add custom navigation, slide shows, contact forms, and more to your websites. All of the Adobe Muse CC interactive widgets are touch-enabled for mobile devices.


Social widgets: Simply drag and drop to add Facebook "Like" and Twitter "Follow" buttons, YouTube and Vimeo videos, Google maps, and more – without copying and pasting code. Customize options such as color scheme, button type, or map address without leaving Adobe Muse.

Site preview and testing: Preview desktop, smartphone, and tablet versions of your websites. Review websites with your clients and make modifications before websites go live.

In-browser editing: For sites hosted with Adobe, you can let website owners make change to the content of their live sites through a browser. Choose whether to merge changes with the original Adobe Muse files.




3. Design and Photography



- ▶ Upright
- ▶ Radial Gradient
- ▶ Smart Previews
- ▶ Video Slide Shows
- ▶ Improved Photo Book Creation
- ▶ Location-based Organization

Photoshop
Lightroom



All-in-one solution for bringing out the best in your photographs. It includes powerful yet simple automatic adjustments and features as well as state-of-the-art advanced tools, allowing you to achieve amazing image quality.

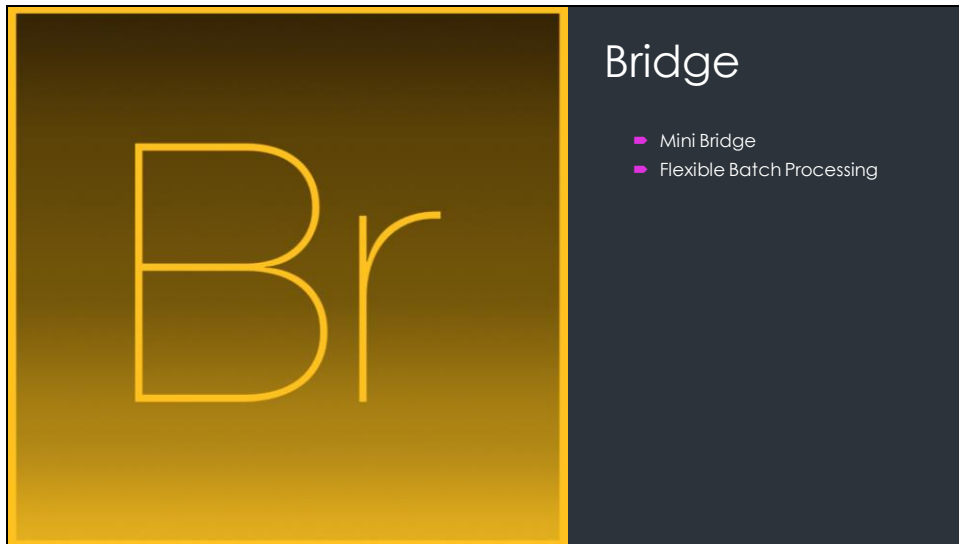
Upright: Straighten tilted images with a single click. The new Upright™ tool analyzes images and detects skewed horizontal and vertical lines, even straightening shots where the horizon is hidden.

Radial Gradient: Emphasize important parts of your image with more flexibility and control. The Radial Gradient tool lets you create off-center vignette effects, or multiple vignettted areas within a single image.

Smart Previews: Easily work with images without bringing your entire library with you. Just generate smaller stand-in files of your full-size images. Any adjustments or metadata additions you make to these files will automatically be applied to the originals.

Location-based organization: Find, group, and tag images by location, or plot a photo journey. Automatically display location data from GPS-enabled cameras and camera phones.

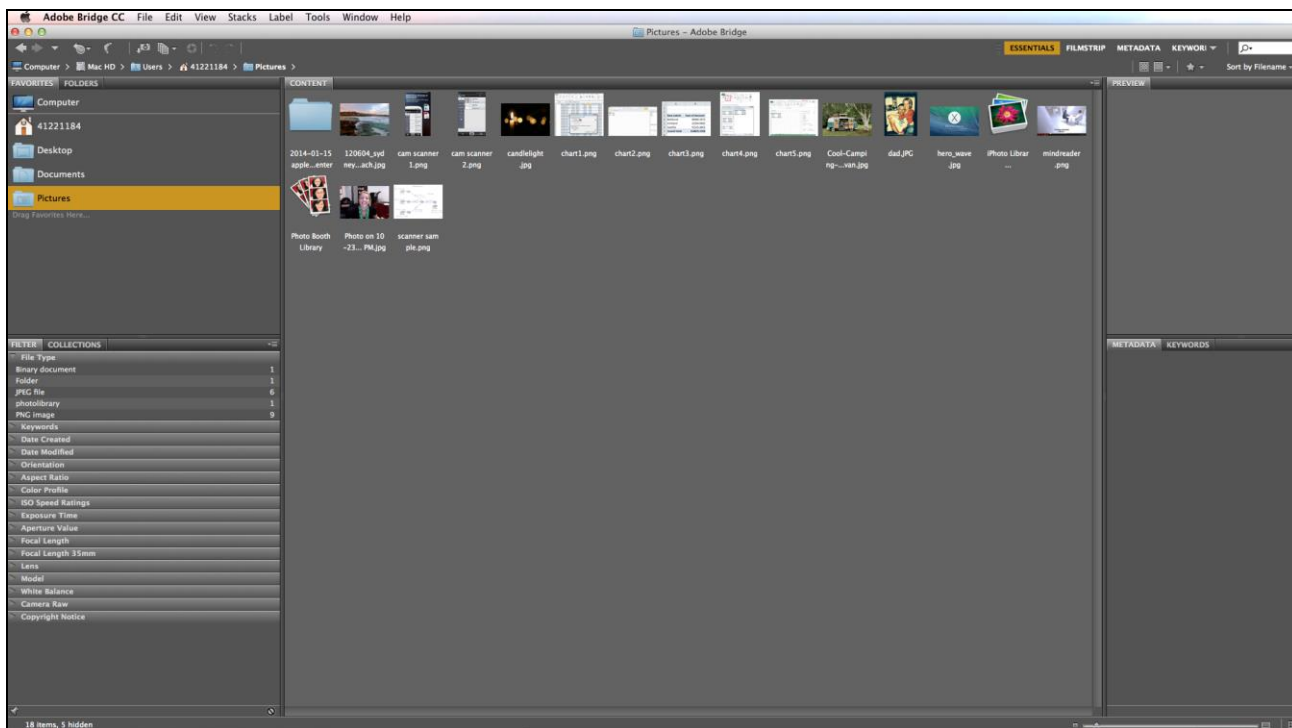




Cut through the chaos of asset management. Easily find, sort, filter, and organize your photos, graphics, videos, and other digital assets.

Adobe Mini Bridge: Access your creative assets even more conveniently from Adobe Mini Bridge, a customizable panel within Adobe InDesign® and Photoshop®. Sort and filter, and then drag files right into your document.

Flexible batch processing: Save time by batch processing images using Adobe Camera Raw. Make organization easier with batch file renaming. Use the Find and Replace command to select files. Customize your dialog box by dragging and dropping the desired fields.





InDesign is a page layout software for print and digital publishing. Use it to design, preflight, and publish a broad range of content in print, online, and for tablet apps.

It is built for designers, prepress and production professionals, and print service providers who work for magazines, design firms, advertising agencies, newspapers, book publishers, and retail/catalog companies, as well as in corporate design, commercial printing, and other leading-edge publishing environments.

Sync Fonts — part of Creative Cloud — will change the way you work with type. Quickly find the perfect font from the growing library of over 700 Adobe Typekit fonts, sync it to your system, and have it immediately available for use.

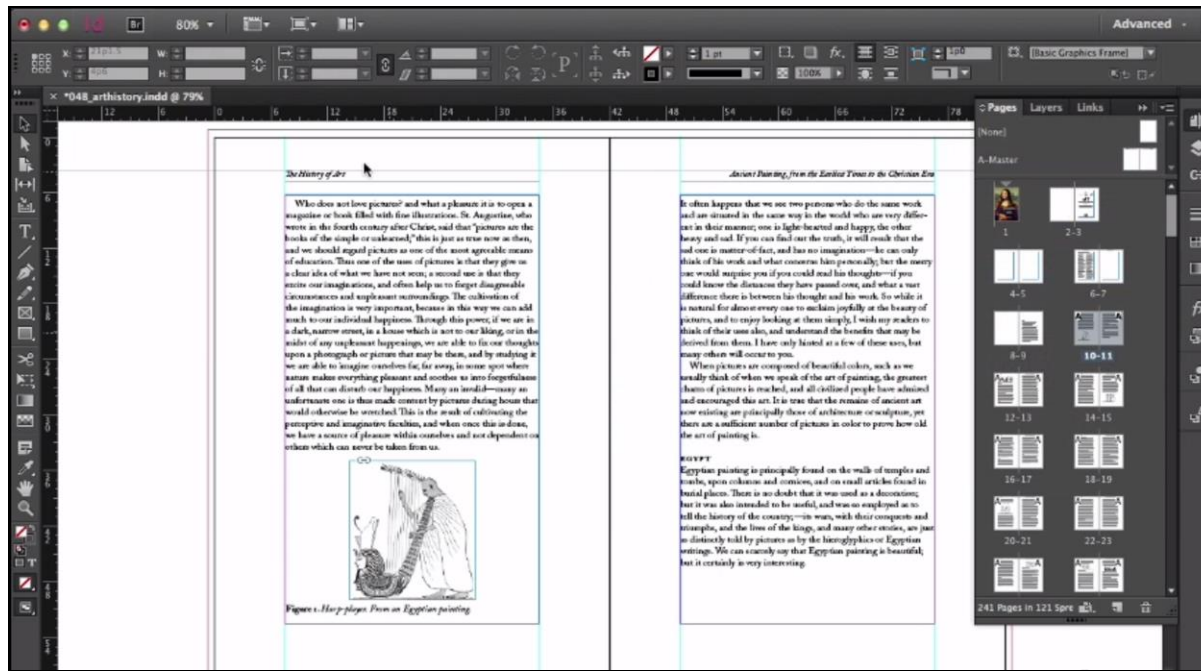
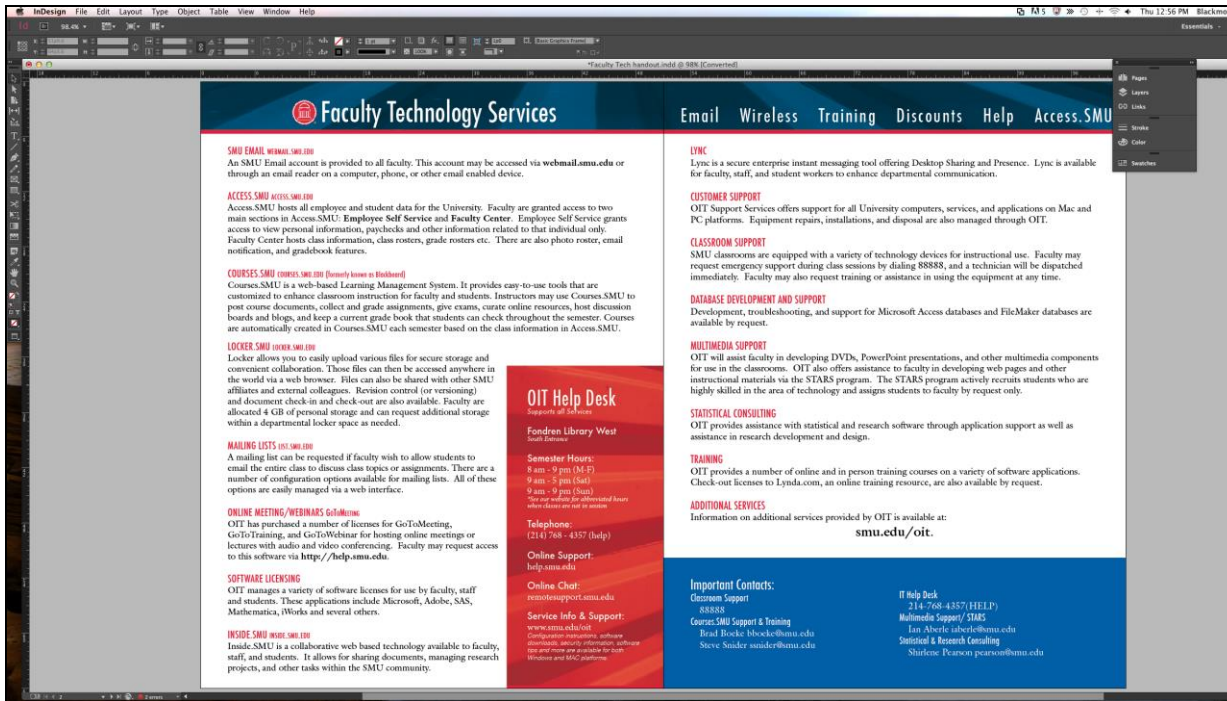
Simplified hyperlinks: Creating and managing hyperlinks is now simpler, faster, and more intuitive. Use right-click commands to create and test hyperlinks. Efficiently manage hyperlinks and edit their names in an improved panel. Automatic styling helps you quickly spot every hyperlink in your layout.

EPUB interactivity: Enhance your digital books with elegantly formatted footnotes that pop up in context on the page being read with a simple tap. Give readers the additional information they need without interrupting their focus or reading flow.

Instant font preview: Quickly see how different fonts look in your layout. Use the arrow keys to browse through fonts and see each one applied to your selected text. When you find the best fit for your design, just click its name or press Enter to make your choice.

Digital publishing: Create many kinds of digital documents. Develop sophisticated content for popular tablets by pairing InDesign with Adobe Digital Publishing Suite. Design eBooks for popular devices, including Kindle and Nook. Export interactive layouts as SWF or PDF files.

iPad apps without coding: Create iPad apps without writing code. Access Digital Publishing Suite, Single Edition (part of Creative Cloud) from within InDesign and use familiar tools to develop iPad apps. Creative Cloud members can submit unlimited single-edition iPad apps to the Apple App Store.

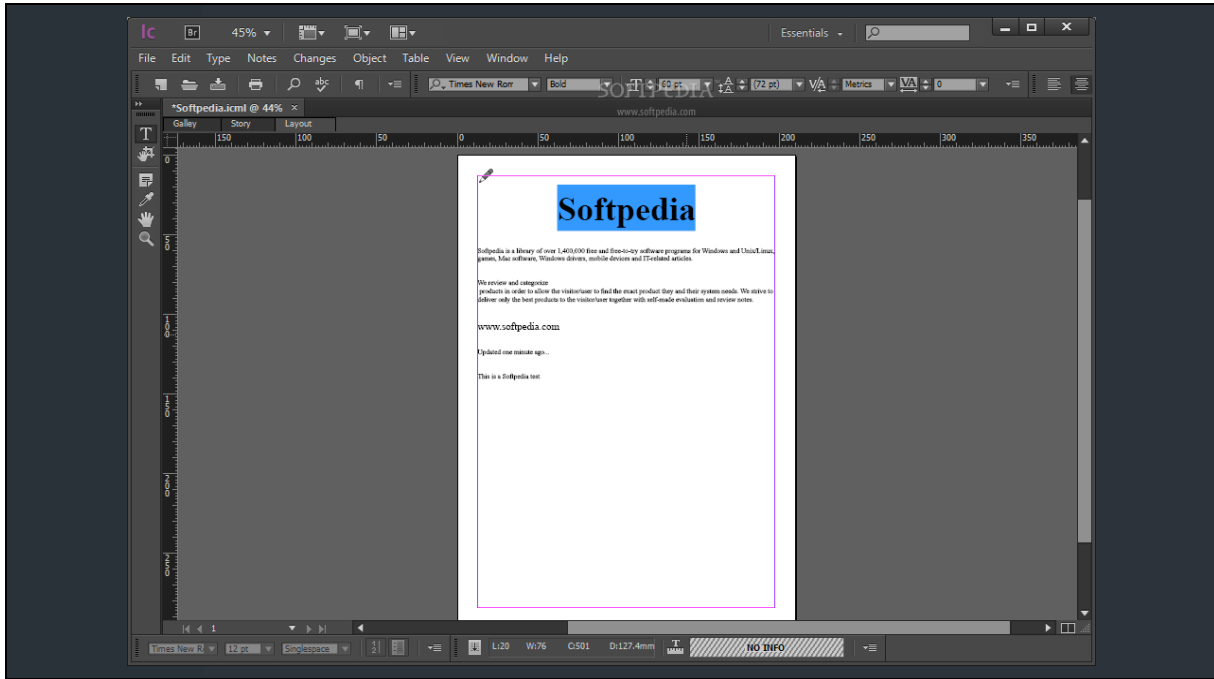


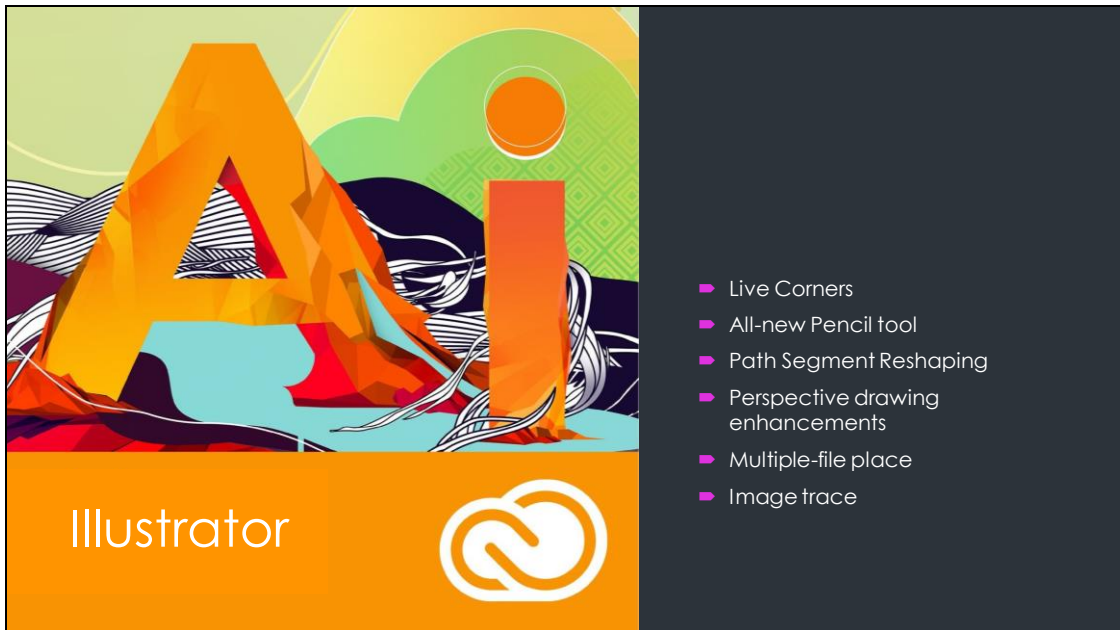


InCopy

- Used with InDesign
- Designers, writers, and editors can boost productivity by working on the same publication simultaneously without overwriting one another's contributions.

Designed to be used with InDesign CC, InCopy enables a comprehensive solution for multichannel content management, editing, and layout.





- Live Corners
- All-new Pencil tool
- Path Segment Reshaping
- Perspective drawing enhancements
- Multiple-file place
- Image trace

Illustrator is a vector graphics software used worldwide by designers of all types who want to create digital graphics, illustrations, and typography for all kinds of media: print, web, interactive, video, and mobile.

Live Corners: Finesse your designs more directly and intuitively. Edit and re-edit the corners of shapes and paths visually with on-art controls, or by entering values in the Control panel or new Corners dialog box. You can round, invert, or chamfer one or multiple corners at the same time.

All-new Pencil tool: Draw curves more accurately with options to extend paths, draw straight lines, and close paths. Use presets to create smooth paths with fewer points or more precise renditions of actual strokes. This new technology extends to the Brush, Blob Brush, and Smooth tools.

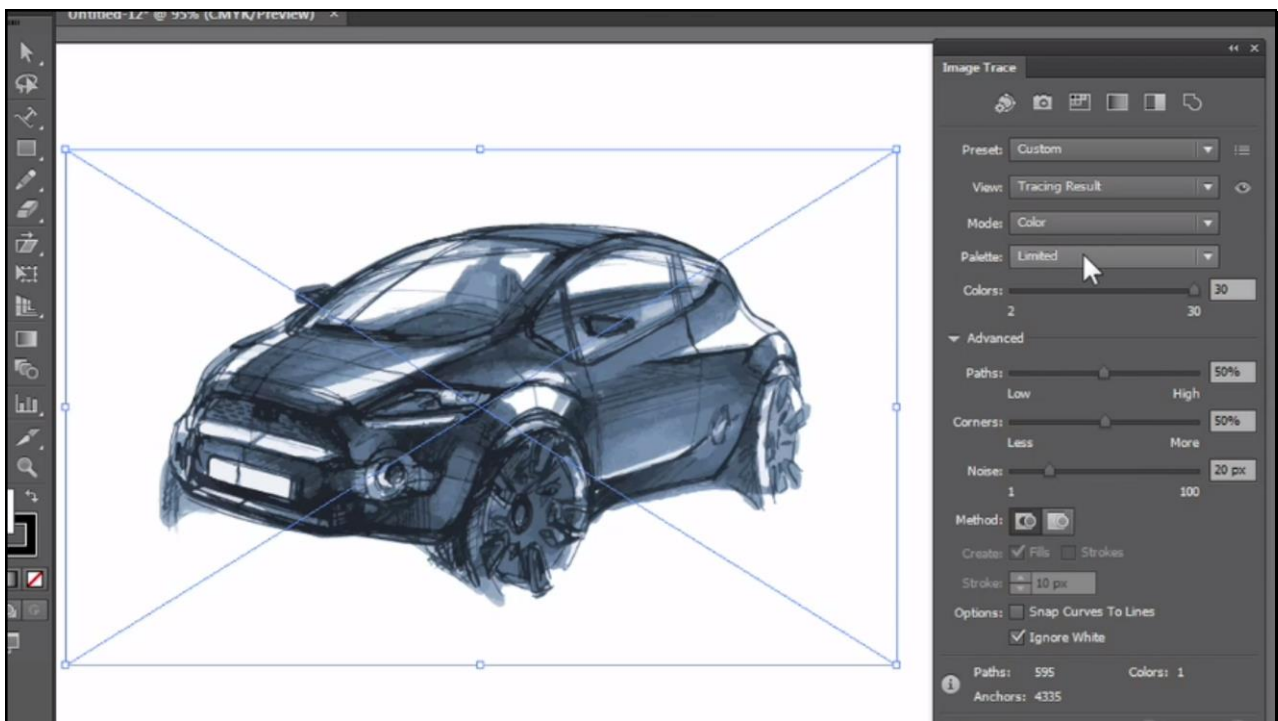
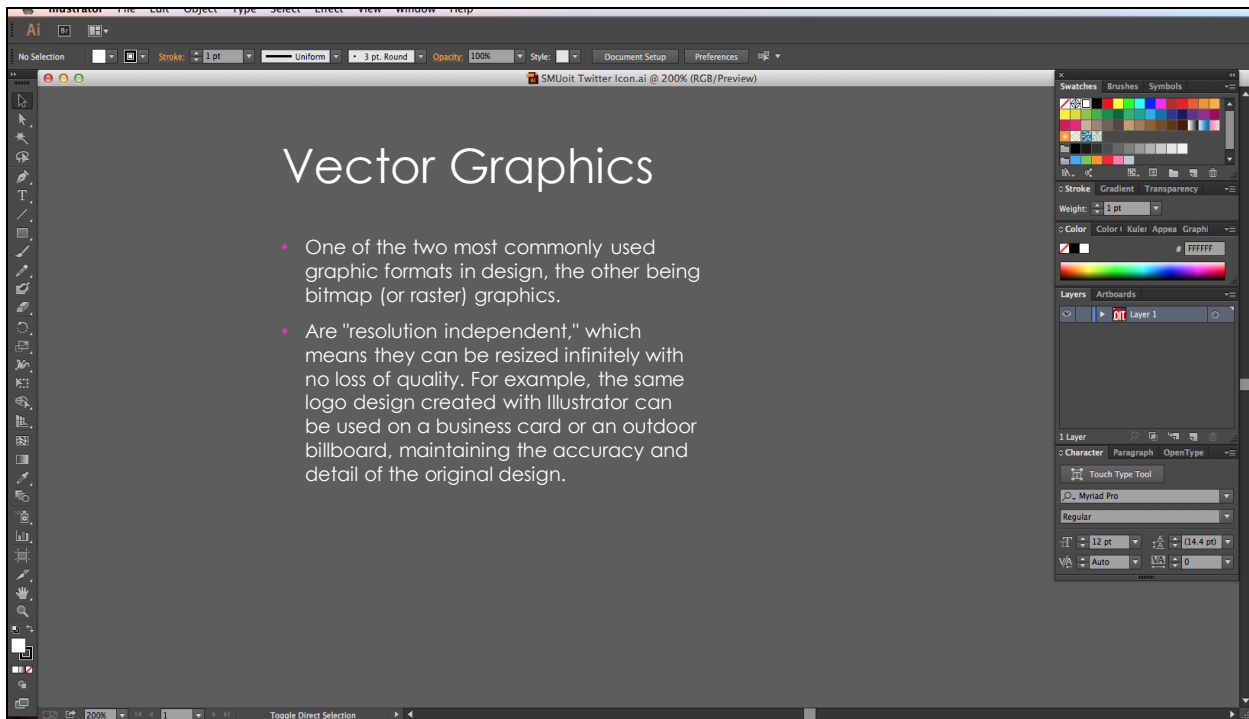
Path segment reshaping: Fluidly drag path segments into the shape you desire. New path reshaping technology, available in the Anchor Point and Direct Selection tools and accessible from the Pen tool, provides a more direct and intuitive way to edit path segments.

Perspective drawing enhancements: Modify perspective grid attributes, such as vanishing points and the horizon line, and see your artwork dynamically update to match the new perspective.

Multiple-file place: Import multiple files into your Illustrator layout at the same time and with new control. Now you can define the location and scale of your files — images, graphics, and text — and use new thumbnail views to see where each file will go and how big it will be.

Image Trace: Convert raster images to editable vectors with a powerful tracing engine that provides exceptional control over colors and shapes. Get clean lines, accurate fitting, and reliable results using simple, intuitive options.







Photoshop is one of the most advanced digital imaging software used by photographers, designers, web professionals, and video professionals

Smart Sharpen: Rich textures, crisp edges, and distinct details. All-new Smart Sharpen is the most advanced sharpening technology available today. It analyzes images to maximize clarity and minimize noise and halos, and it lets you fine-tune for high-quality, natural-looking results.

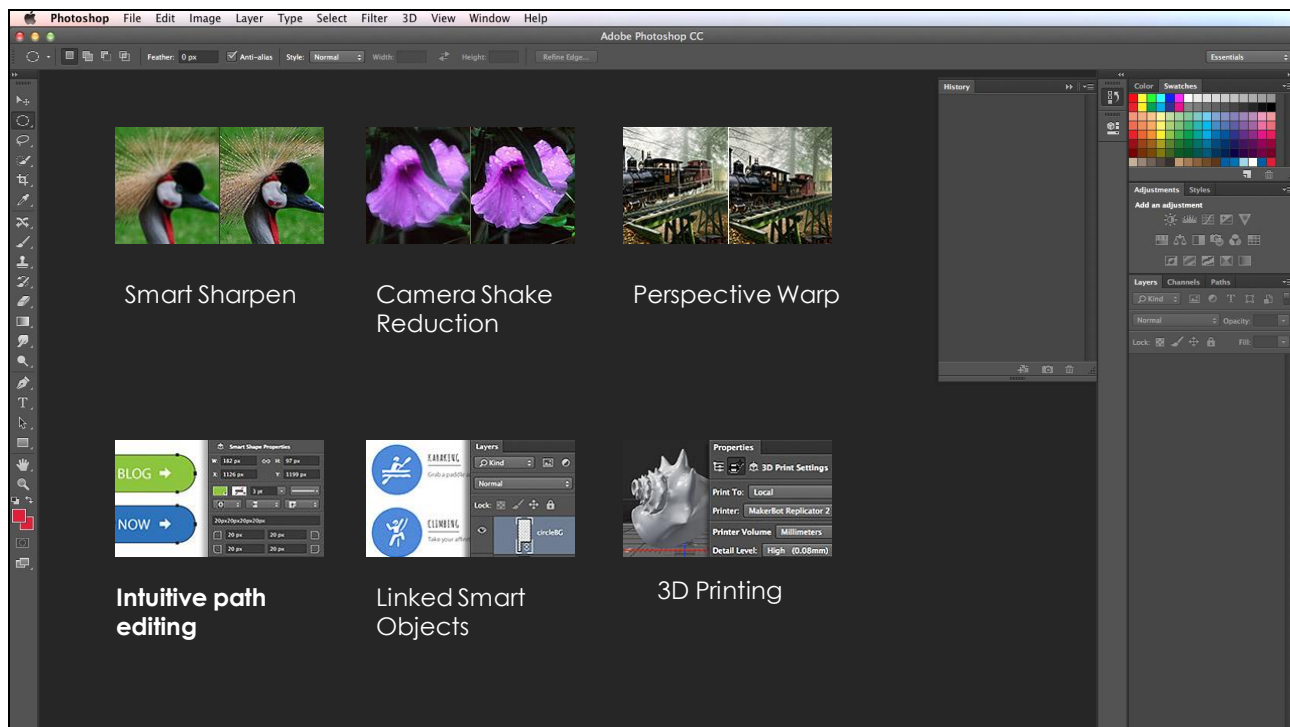
Perspective Warp: Fluidly adjust the perspective of a specific part of your image without affecting the surrounding area. Change the viewpoint from which an object is seen. For example, turn a telephoto shot into a wide-angle shot, or vice versa. And seamlessly composite images with different vanishing points or camera positions.


Camera Shake Reduction: Save shots you thought were lost due to camera motion. Whether your blur was caused by slow shutter speed or a long focal length, Camera Shake Reduction analyzes its trajectory and helps restore sharpness.

3D printing: Visualize your 3D designs in the real world using 3D printing in Photoshop. Easily create, refine, and preview your design, and then print models directly to a locally connected 3D printer or online service.

Linked Smart Objects: Improve collaboration and work more efficiently. Use linked Smart Objects that reference files stored on your local system or network drive, and thus can be repurposed across multiple Photoshop documents. You get smaller files and save hard-disk space as well.

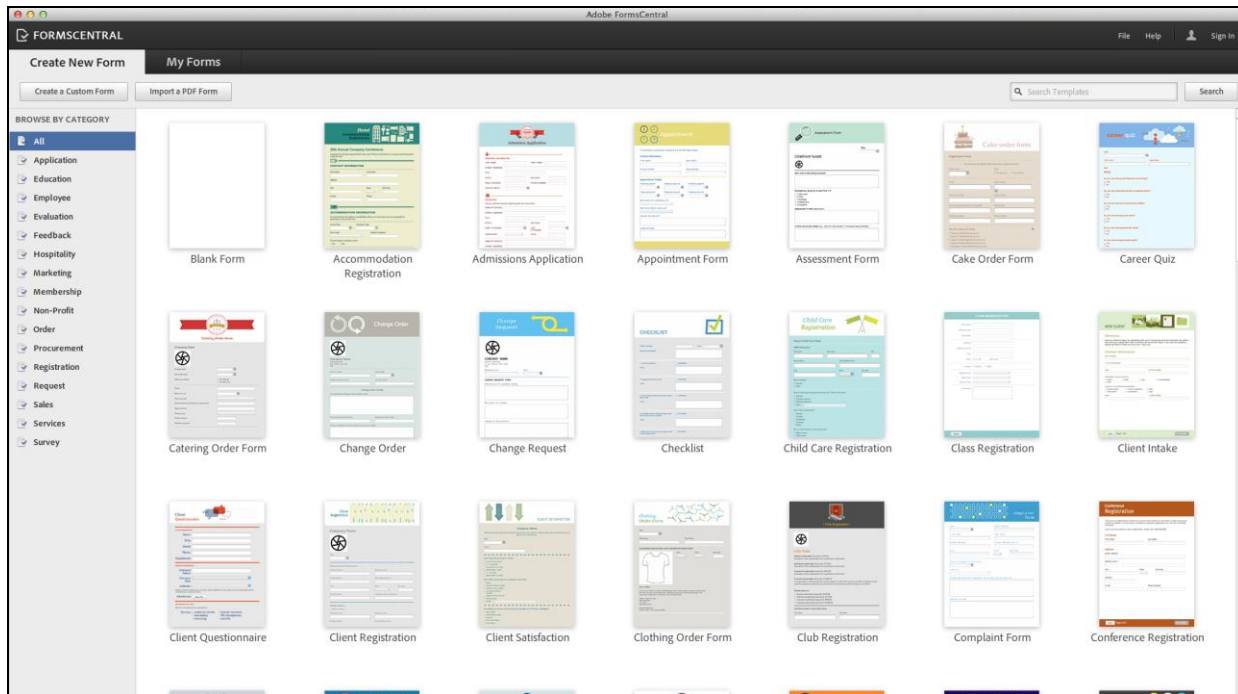
Content-Aware technologies: Retouch images with incredible control and precision — and virtually no effort. Select an image object that you want to remove, rescale, or reposition, and Content-Aware technology fills, patches, extends, or recomposes your image for you.

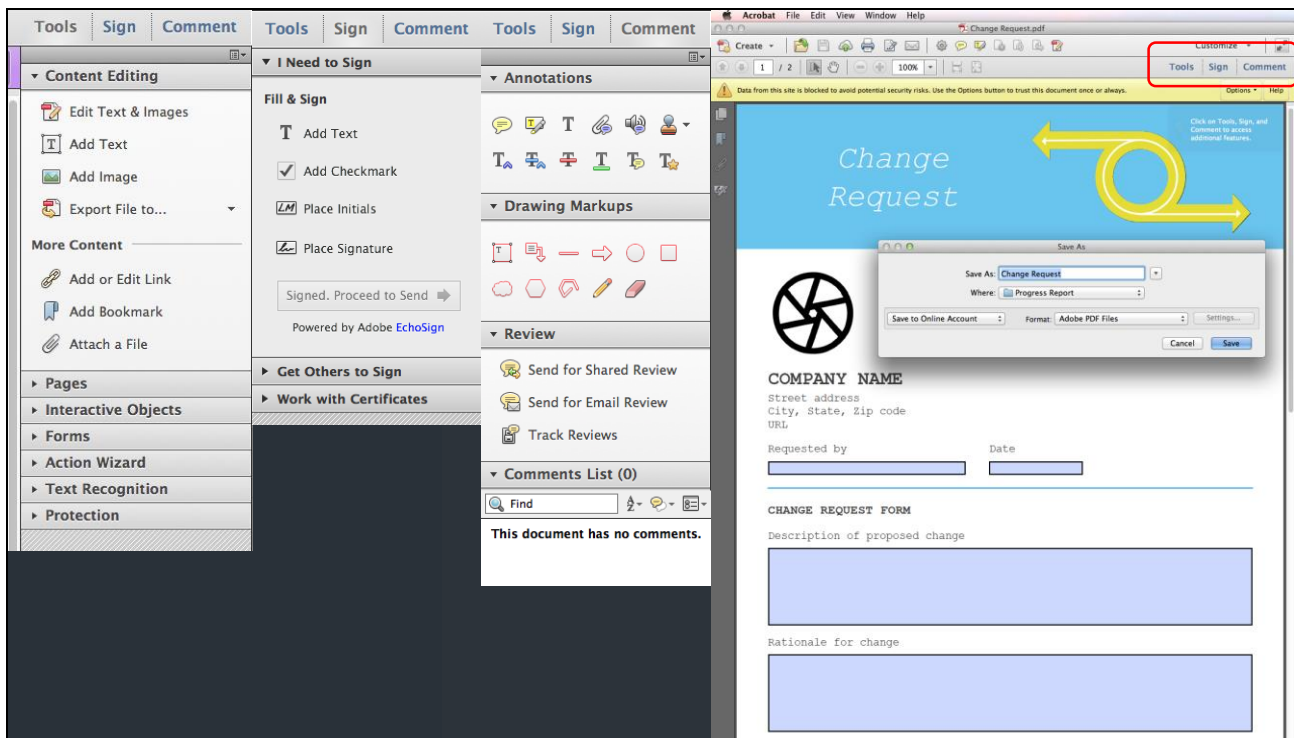
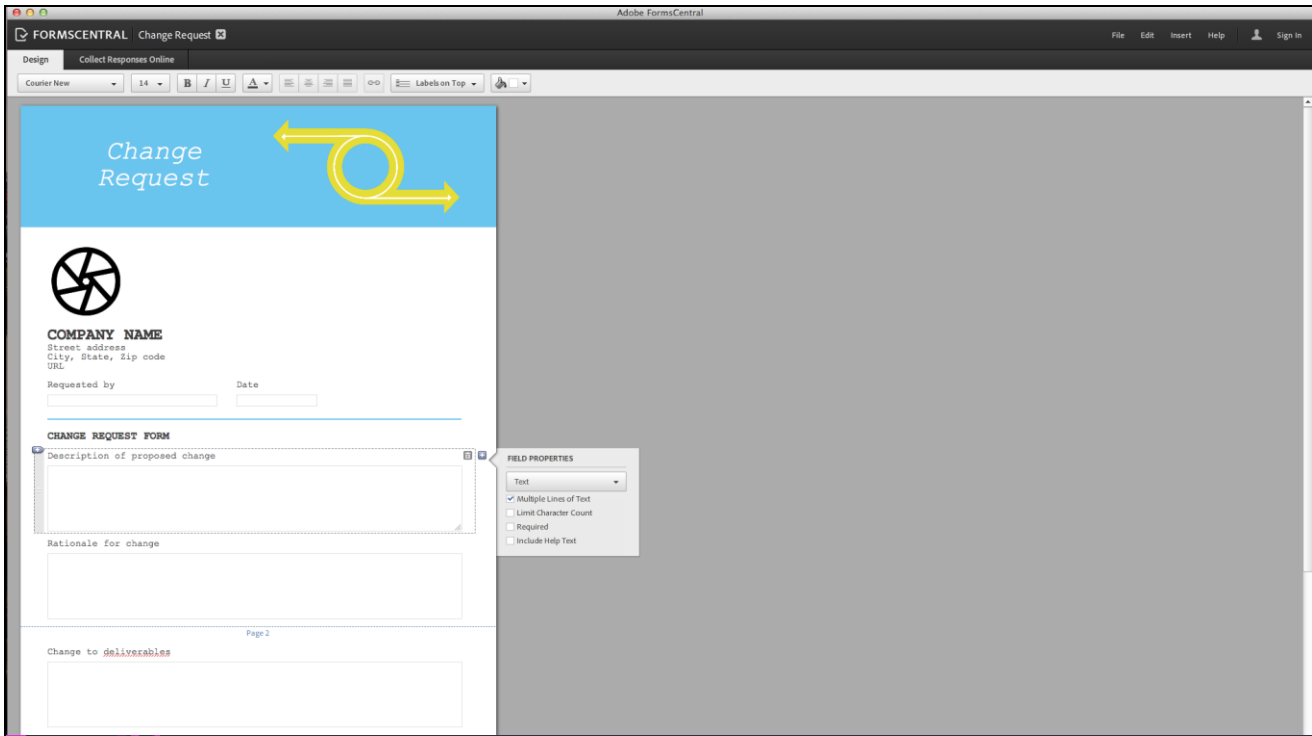




Acrobat XI Pro

- ▶ lets you [create new PDF and web forms*](#) [from scratch or professional templates](#) using the new included Adobe FormsCentral desktop app.
- ▶ Create new PDF forms in minutes that anyone can complete using free Adobe Reader software
- ▶ Build web forms* virtually anyone can complete with a web browser
- ▶ Distribute* PDF and web forms using the FormsCentral desktop app
- ▶ View PDF or web form responses in real time online, choosing from a table view or automatically generated summary charts*
- ▶ * Requires an active account with the [FormsCentral online service](#). [Free and paid subscriptions](#) apply.





Free Training Resources

1. Expanded Help Menu within all Adobe products
2. Tv.adobe.com: Hours of tips, tricks, and tutorials
3. Adobe.com/inspire: Tutorials and inspirational projects (also available on the iPad)
4. Adobe Education Exchange : self-paced workshops, professional development offerings
edex.adobe.com
5. Creative Cloud Getting Started: Quick, entry-level projects helpx.adobe.com/creative-cloud/learn/start
6. Level Up for Photoshop: a game of missions, the more you learn the more points and rewards you collect <http://success.adobe.com/microsites/levelup/index.html#close>
7. Know How: a collection of free *and* premium tutorials <https://www.adobeknowhow.com/>
8. Adobe for Academics: Adobe Education Tutorials for Creative Cloud Products
<http://www.adobeforacademics.com/>
9. Acrobatusers.com: Offers tutorials, an idea exchange, strong community help and other resources
10. Acrobat Help and Tutorial Portal: Links to tutorials and “What’s New” explanations
<https://helpx.adobe.com/acrobat/topics.html>
11. Premier Pro Basics (and other video editing tutorials): Non-Adobe site, video tutorials
<http://library.creativecow.net/tutorials/adobepremierebasics>
12. Adobe Digital Publishing Gallery: A collection of DPS Projects great for finding inspirational designs <http://dpsgallery.adobe.com/#/main>
13. DPS “Tips” App: A collection of tutorials delivered via app. Provides examples and tutorials on how to build the example. Available in the iTunes store.
14. Adobe Pinterest Boards: a wide range of inspirational ideas <http://www.pinterest.com/adobe/>

