




Student course evaluations


Paper vs. online




**Student Evaluations: A
Comparison of Online vs.
Paper Data Collection**

David Ernst
Director, Academic Technology
College of Education and Human Development
University of Minnesota

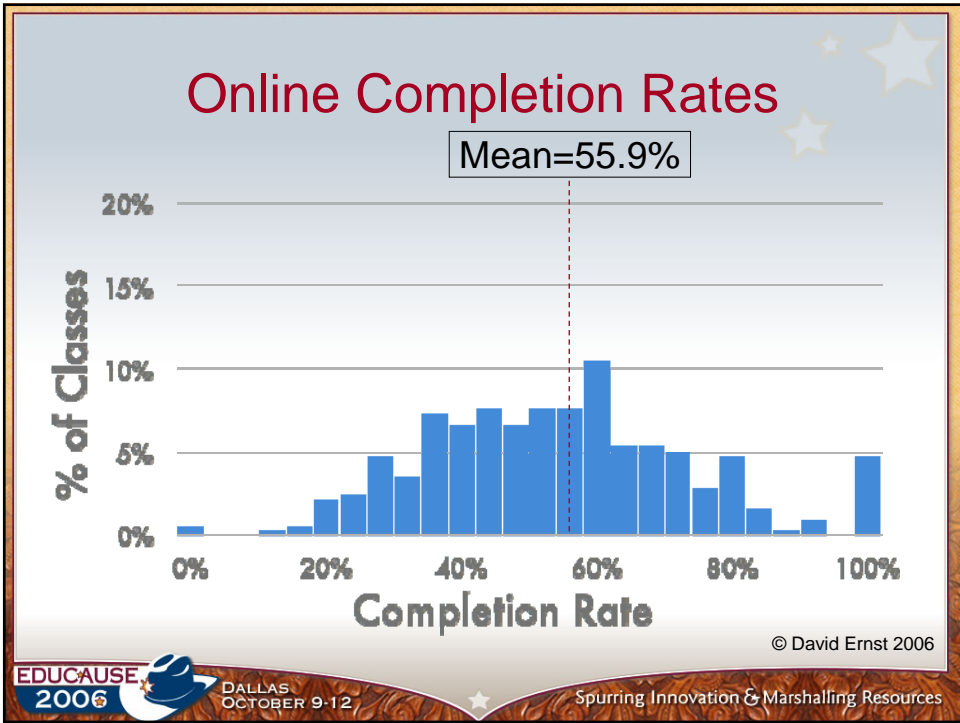
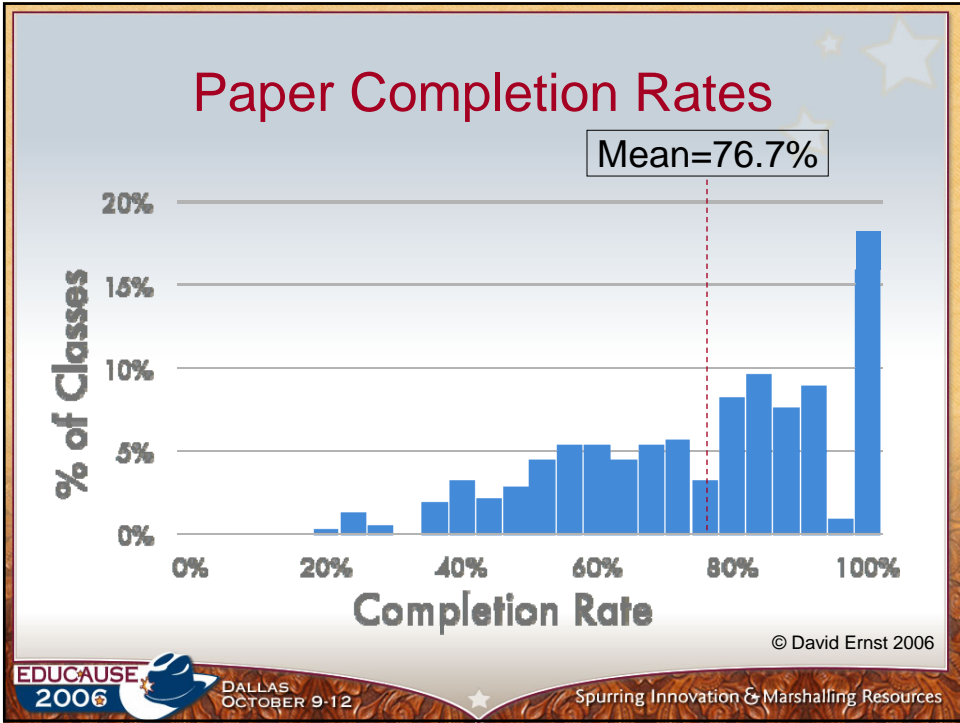
© David Ernst 2006



DALLAS
OCTOBER 9-12



Spurring Innovation & Marshalling Resources



Ratings

- How would you rate the instructor's overall teaching ability?

	Online	Paper
Mean Rating	5.645	5.673

p=0.685, significant if <.05

© David Ernst 2006



DALLAS
OCTOBER 9-12

Spurring Innovation & Marshalling Resources

Ratings

- How would you rate the instructor's knowledge of the subject matter?

	Online	Paper
Mean Rating	6.367	6.369

p=0.575, significant if <.05

© David Ernst 2006



DALLAS
OCTOBER 9-12

Spurring Innovation & Marshalling Resources

Ratings

- How would you rate the instructor's respect and concern for students?

	Online	Paper
Mean Rating	5.970	5.975

$p=0.508$, significant if $<.05$

© David Ernst 2006



DALLAS
OCTOBER 9-12

Spurring Innovation & Marshalling Resources

Ratings

- How much would you say you learned in this course?

	Online	Paper
Mean Rating	5.300	5.320

$p=0.728$, significant if $<.05$

© David Ernst 2006



DALLAS
OCTOBER 9-12

Spurring Innovation & Marshalling Resources

Findings

- ✓ SET completion rates will be lower online
- ✓ Students with strong opinions will be more likely to complete SETs online
- ✗ SET scores will be lower, on average, online

© David Ernst 2006



DALLAS
OCTOBER 9-12

Spurring Innovation & Marshalling Resources

Other Findings

The online SET system

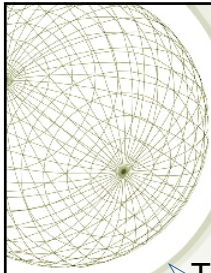
- is a more efficient process, reducing the time and effort that staff and instructors spend on SET issues
- provides better accessibility and confidentiality for seeing impaired students
- increases students' perceived anonymity

© David Ernst 2006



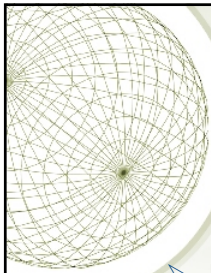
DALLAS
OCTOBER 9-12

Spurring Innovation & Marshalling Resources




Additional details from University of Minnesota

- The on-line evaluation period is the last two weeks of semester ending with start of exam period.
- Once the evaluation period has ended student are not permitted to submit an evaluation
- Several reminders are emailed during the evaluation period. There is no “punishment” if students do not complete the evaluation.
- Results are not available to professors until grades are released.




Additional details from University of Minnesota

- For classes with fewer than five students, only aggregate data is made available to professors (no individual surveys).
- A set of questions specifically designed for “student release” is published on the web **if the professor approves.**
- Historical information regarding total item response rates and means for the common question set in published by the University and available to the public.



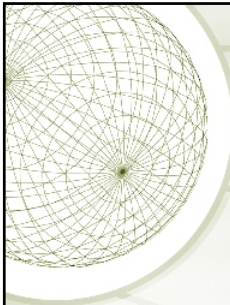
How will it work?

- Students will receive an email invitation directing them to Blackboard.
- When students login to Blackboard they will see they are enrolled in a new “course” for each course they are to evaluate.
- Each “course” will have an appropriate evaluation form (determined by course prefix).
- Students will have a limited time to complete the surveys (for example a two-week window ending before exams begin).



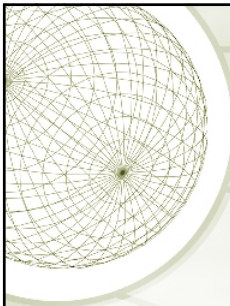
How will it work?

- Reminder emails will be sent (possibly under the signature of Department Heads, Deans, the Registrar and/or the Provost).
- After grades are released, faculty will be given access the “course” to examine the evaluations.
- The Department Heads and other appropriate administrators will be provided with the raw data for analysis and reporting.

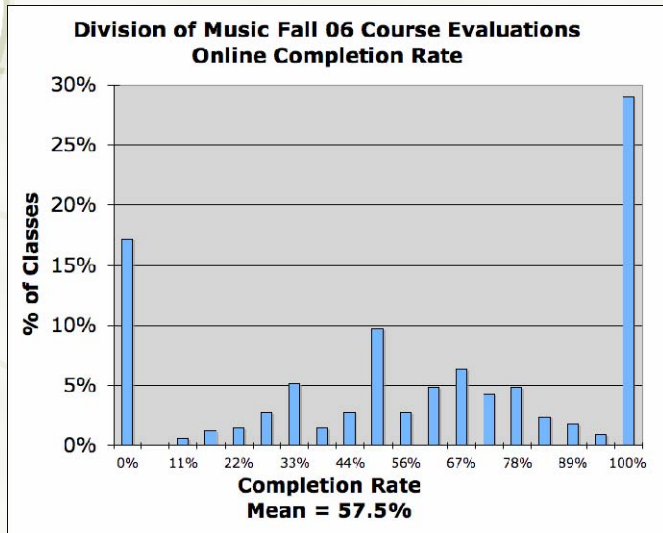


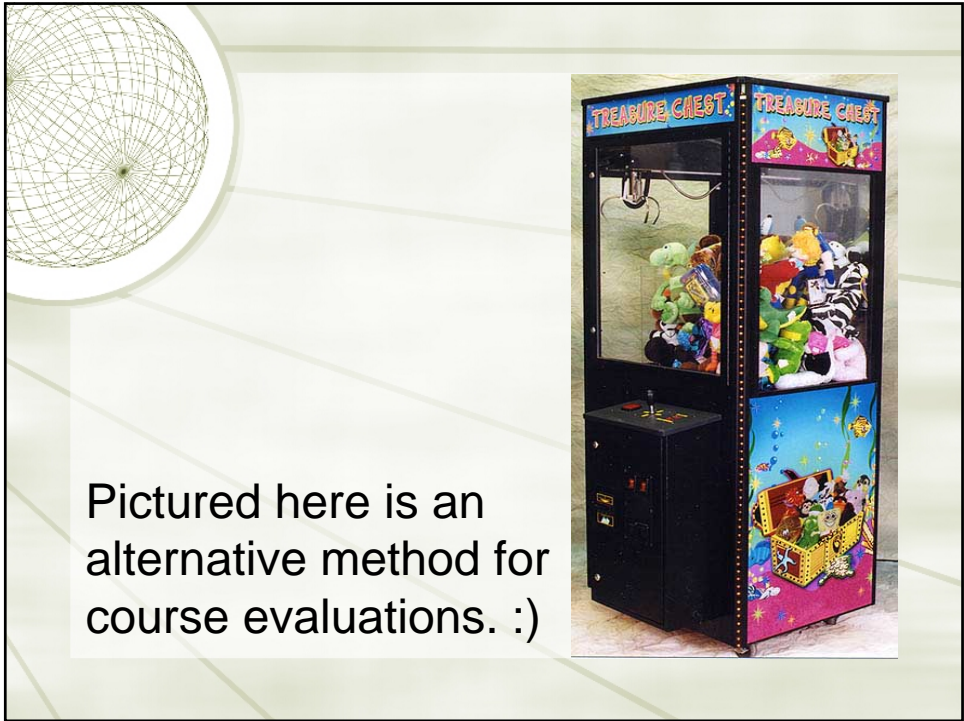
What about an incentive?

Students who fail to complete all of the required evaluations for a given semester will be unable to view their grades until the advising period for the next semester begins.



Division of Music Pilot Fall 2006





Assessment Statistics Course Evaluation

Name: Course Evaluation

Number of Attempts: 18

Instructions: Clicking the Save button after you answer a question is optional.
When you have answered all of the questions, click the Submit button.


Question 1 Multiple Choice
How would you rate the instructor's overall teaching ability?

Answers	Percent Answered
excellent	11.111%
good	55.556%
adequate	27.778%
poor	5.556%
unacceptable	0%
Unanswered	0%

Question 2 Multiple Choice
How would you rate the instructor's respect for students?

Answers	Percent Answered
excellent	50%
good	38.889%
adequate	11.111%
poor	0%
unacceptable	0%
Unanswered	0%

Question 3 Multiple Choice



Question 16 Essay


Please comment on the strengths/weaknesses of the instructor and/or offer any suggestions for improving the course.

Unanswered Responses

5

Given Answers

Very enthusiastic! She'll make a great teacher.

 **Download Results**

Download results for this assessment are in a CSV (Comma-Separated Value) file, which can be opened with any software that accepts CSV formats.

Question text and results will download for all question types. Unsupported question types will be noted.

Choose a download format. The format listed **By User** will include all of the questions for a user in one row. The format listed **By Question and User** will list each question for each user in a separate row. Choose the format **By Question and User** for assessments longer than 40 questions.

By User

By Question and User